

DOCUMENT RESUME

ED 192 519

FL 011 223

TITLE Headstart German Program. Module 2.
 INSTITUTION Defense Language Inst., Monterey, Calif.
 PUB DATE Sep 77
 NOTE 54p.: For related documents, see FL 011 222-234.
 AVAILABLE FROM Defense Language Institute, Foreign Language Center,
 Nonresident Instruction Division, Presidio of
 Monterey, CA 93940
 LANGUAGE English: German
 EDRS PRICE MF01/PC03 Plus Postage.
 DESCRIPTORS *Audiolingual Skills: *Conversational Language
 Courses: Cross Cultural Training; Cultural Education:
 *German: Learning Activities; Learning Modules:
 Numbers: Postsecondary Education; Pronunciation:
 *Second Language Learning: *Speech Communication:
 *Vocabulary Development
 IDENTIFIERS Questions

ABSTRACT

This is the second module of 10 in the German Headstart program. Each of the 3 units in the module contains objectives, exercises, and a self-evaluation quiz. In addition, there are several supplementary exercises and self-evaluations. The objective of this module is to enable the student to deal with three situations: (1) getting to a specified place, (2) asking how far away it is, and (3) finding out which means of transportation to take. The emphasis is on developing the ability to request information and to ask directions. In addition, German numbers are introduced. (AMH)

 * Reproductions supplied by EDRS are the best that can be made *
 * from the original document. *

HEADSTART

GERMAN PROGRAM

ED192519

MODULE II



U. S. DEPARTMENT OF HEALTH,
EDUCATION & WELFARE
NATIONAL INSTITUTE OF
EDUCATION

THIS DOCUMENT HAS BEEN REPRODUCED EXACTLY AS RECEIVED FROM THE PERSON OR ORGANIZATION ORIGINATING IT. POINTS OF VIEW OR OPINIONS STATED DO NOT NECESSARILY REPRESENT OFFICIAL NATIONAL INSTITUTE OF EDUCATION POSITION OR POLICY.

"PERMISSION TO REPRODUCE THIS MATERIAL HAS BEEN GRANTED BY

Robert P. Schuffman
Adjutant

TO THE EDUCATIONAL RESOURCES INFORMATION CENTER (ERIC)."

FLO11223

Prepared by
**DEFENSE LANGUAGE INSTITUTE
FOREIGN LANGUAGE CENTER**

SEPTEMBER 1977

THIS PUBLICATION IS TO BE USED PRIMARILY IN SUPPORT OF TRAINING MILITARY PERSONNEL AS PART OF THE DEFENSE LANGUAGE PROGRAM (RESIDENT AND NONRESIDENT). INQUIRIES CONCERNING THE USE OF THESE MATERIALS, INCLUDING REQUESTS FOR COPIES, SHOULD BE ADDRESSED TO:

DEFENSE LANGUAGE INSTITUTE
FOREIGN LANGUAGE CENTER
NONRESIDENT INSTRUCTION DIVISION
PRESIDIO OF MONTEREY, CA 93940

TOPICS IN THE AREAS OF POLITICS, INTERNATIONAL RELATIONS, MORES, ETC., WHICH MAY BE CONSIDERED AS CONTROVERSIAL FROM SOME POINTS OF VIEW ARE SOMETIMES INCLUDED IN LANGUAGE TRAINING FOR DLIFLC STUDENTS, SINCE MILITARY PERSONNEL MAY FIND THEMSELVES IN POSITIONS WHERE CLEAR UNDERSTANDING OF CONVERSATIONS OR WRITTEN MATERIAL OF THIS NATURE WILL BE ESSENTIAL TO THEIR MISSION. THE PRESENCE OF CONTROVERSIAL STATEMENTS--WHETHER REAL OR APPARENT--IN DLIFLC MATERIALS SHOULD NOT BE CONSTRUED AS REPRESENTING THE OPINIONS OF THE WRITERS, OF THE DEFENSE LANGUAGE INSTITUTE, OR OF THE DEPARTMENT OF DEFENSE.

CONTENTS

Introduction	1
Unit 1	2
Objectives	2
Exercises	2
Self-evaluation Quiz	10
Key to Self-evaluation Quiz	12
Guide for Review	13
Supplementary Exercise A	13
Supplementary Self-evaluation Quiz A	16
Supplementary Exercise B	18
Supplementary Self-evaluation Quiz B	21
Unit 2	22
Objectives	22
Exercises	22
Self-evaluation Quiz	28
Key to Self-evaluation Quiz	30
Guide for Review	31
Keys for Supplementary Exercises	31
Supplementary Self-evaluation Quiz	32
Key for Supplementary Self-evaluation Quiz	32
Unit 3	34
Objectives	34
Exercises	34
Self-evaluation Quiz	39
Key to Self-evaluation Quiz	41
Guide for Review	42
Supplementary Exercise A	42
Supplementary Self-evaluation Quiz A	44
Supplementary Exercise B	45
Supplementary Self-evaluation Quiz B	47
Vocabulary	48

MODULE 2

INTRODUCTION

This module deals with three situations: getting to a specified place, asking how far away it is, and finding out which means of transportation to take.

Each unit contains a conversation in which you will participate. The emphasis is on developing your ability to politely request information and to ask directions. Unit 2 deals primarily with German numbers -- learning how to say them and understanding them when they are spoken to you. The exercises of each unit will enable you to accomplish these objectives. Remember to always speak loudly and clearly!

UNIT

OBJECTIVES

When you complete this unit, you will be able to ask how to get to a place, and how far that place is, and understand various answers to these questions.

Turn on the tape recorder and follow the instructions given on tape for Unit 1.

EXERCISES

EXERCISE 1.

HOW DO I GET TO THE POST OFFICE?

- Mike: Excuse me. How do I get to the post office?
- German: You can take streetcar number 10 -- or bus number 5.
- Mike: Is it far?
- German: No, it is not far. Only 15 minutes on foot. The third street to the right and then straight ahead.
- Mike: Good! I'll walk (go on foot). Thank you.
- German: You are welcome. Good-bye.
- Mike: Good-bye.

EXERCISE 5.

WIE KOMME ICH ZUR POST?

- Mike: Entschuldigen Sie, wie komme*ich zur Post?
- Deutscher: Sie können die Straßenbahnlinie zehn nehmen --
oder Bus Nummer fünf.
- Mike: Ist es weit?
- Deutscher: Nein, es ist nicht weit. Nur fünfzehn Minuten zu
Fuß. Die dritte Straße rechts und dann geradeaus.
- Mike: Gut! Ich gehe zu Fuß. Vielen Dank.
- Deutscher: Bitte schön. Auf Wiedersehen.
- Mike: Auf Wiedersehen.




EXERCISE 14.

die Post		zur
der Bahnhof	}	zum
das Rathaus		

Wie komme ich zur Post?
Wie komme ich zum Bahnhof?
Wie komme ich zum Rathaus?


*komme literally means "come."

Example: die Bank




Wie . . . "Wie komme ich zur Bank?"

1. die Brücke




5. die Autobahn



2. die Polizei




6. die Bank




3. die Post







7. die Kaserne



4. die Haltestelle




EXERCISE 15.



EXERCISE 16.

Example: der Bahnhof




Wie komme ... Wie komme ich zum Bahnhof?


1. das Kaufhaus



2. der Bus




3. das Rathaus




4. das Schloß



EXERCISE 17.




5. der Flughafen






6. der Bahnhof



7. das Krankenhaus





EXERCISE 19.

<p>Wie weit ist es zur Post? Wie weit ist es zum Bahnhof? Wie weit ist es zum Rathaus?</p>
--

Example: die Bank

Wie weit ist es zur Bank?

EXERCISE 21.


Example: How far is it to the post office?
 (Wie weit ist es zur Post?)

Es ist nicht weit zur Post.
 (It's not far to the post office.)

EXERCISE 22.

Sie können Straßenbahnlinie zehn nehmen.
(You can take streetcar number 10.)

Sie können die erste Straße rechts gehen.
(You can take the first street on the right.)



GERADEAUS

LINKS

RECHTS

EXERCISE 23.

Nehmen Sie Straßenbahnlinie 10!
(Take streetcar No. 10!)

Gehen Sie geradeaus!
(Go straight ahead!)

Gehen Sie die erste Straße links!
(Take the first street on the left.)

Nehmen Sie nicht den Bus!
(Don't take the bus!)

EXERCISE 24.

Deutsche: Entschuldigen Sie, wie weit ist es zum Schloß?

Deutscher: Es ist weit. Nehmen Sie die Straßenbahnlinie 15!

Deutsche: Wo ist die Straßenbahnhaltestelle?

Deutscher: Gehen Sie geradeaus! Die erste Straße links.
Dort ist die Haltestelle.

Deutsche: Vielen Dank! Auf Wiedersehen!

Deutscher: Auf Wiedersehen!

SELF-EVALUATION QUIZ

PART I.

You will hear five situations explained to you in English. The same explanations are in your book. For each situation you will hear three German expressions. Select the one most appropriate to the situation by writing A, B, or C on a separate sheet of paper. After you finish Part I, check your selections with the key which follows Part IV. All selections should be correct. If you made a mistake, make a note of the question number and continue to Part II.

1. You want to know how to get to the station. What do you say?
2. You want to know how far it is to the airport. What do you say?
3. You want to know how to get to the barracks. What do you say?
4. You want to know how far it is to the bridge. What do you say?
5. You want to know how to get to the police station. What do you say?

PART II.

You will hear some German sentences which are answers to questions on how to get to a place or how far it is. Each sentence will be said twice. Read the three English translations in your book; only one of them is correct. Select the correct translation by writing A, B, or C on your paper. After you finish Part II, compare your choices with the key. If you made a mistake, make a note of the question number and continue to Part III.

1. A. You can take the second street.
B. You can take the streetcar.
C. You can go to the station.
2. A. You cannot walk.
B. You can go to the castle.
C. You can walk.

3.
 - A. Go to the station, then right.
 - B. Go straight ahead to the station.
 - C. Go to the station on the right.
4.
 - A. This is not bus No. 5.
 - B. You can take bus No. 5.
 - C. Don't take bus No. 5.
5.
 - A. It is 10 minutes to the city hall.
 - B. It is 10 minutes straight ahead.
 - C. It is 10 minutes to the department store.
6.
 - A. Take the first street to the left.
 - B. Go left to the first street.
 - C. Go left to get streetcar No. 1.

PART III.

This part consists of ten German sentences which you are to translate into English. You can stop the tape at any point to write your translation on your paper. After you finish this part, check your work with the key. If you made a mistake, make a note of the question number and continue to Part IV.

PART IV.

You will be given seven situations in English. For each one, ask the appropriate question in German. When you hear "STOP," stop speaking and listen to the tape to check what you said. If you needed more time than that provided, or if you were not sure of what to say, make a note of the question number.

1. You want to know how to get to the airport. What do you say?
2. You want to know how far it is to the barracks. What do you say?
3. You want to know how to get to the post office. What do you say?
4. You want to know how far it is to the hospital. What do you say?

5. You want to know how far it is to the Hotel Ritz. What do you say?
6. You want to know how to get to the expressway (freeway). What do you say?
7. You want to go somewhere and want to know if it is far. What do you say?

This is the end of the Self-evaluation Quiz for Unit 1. If you missed any questions or could not respond within the time provided, consult the "Guide for Review."

KEY TO SELF-EVALUATION QUIZ

PART I.

1. B
2. C
3. A
4. C
5. B

PART II.

1. B
2. C
3. A
4. C
5. B
6. A

PART III.

1. It is only 10 minutes to the bridge.
2. Don't take the streetcar!
3. You can go to the barracks on foot.
4. Take the third street on the right.
5. Take bus No. 5.
6. You can take streetcar No. 15.
7. Go straight ahead to the post office.
8. The department store is 15 minutes straight ahead.
9. It is not far to the barracks.
10. Go right, not left!

GUIDE FOR REVIEW

If you missed a question on any of the parts listed below, do the supplementary exercises indicated:

- Part I Questions 1-5: Do Supplementary Exercise A.
- Part II Questions 1-6: Do Supplementary Exercise B.
- Part III Questions 1-10: Do Supplementary Exercise B.
- Part IV Questions 1-7: Do Supplementary Exercise A.

SUPPLEMENTARY EXERCISE A.

1. Read the following sentences and on a separate piece of paper, write down the number of the correct translation for each. Check your answers with the key located immediately after this drill.

- a. How do I get to the barracks?
 - (1) Wie komme ich zum Krankenhaus?
 - (2) Wie komme ich zur Kaserne?
- b. How far is it to the bridge?
 - (1) Wie weit ist es zur Brücke?
 - (2) Wie weit ist es zum Kaufhaus?
- c. How do I get to the station?
 - (1) Wie komme ich zum Bahnhof?
 - (2) Wie komme ich zum Flughafen?
- d. How far is it to the expressway?
 - (1) Wie weit ist es zur Haltestelle?
 - (2) Wie weit ist es zur Autobahn?
- e. Is it far?
 - (1) Wie weit ist es?
 - (2) Ist es weit?

KEY.

- a. (2) b. (1) c. (1) d. (2) e. (2)

If you made no mistakes, go on to the next drill. If you made a mistake, review this exercise.

2. Cover the English sentences with a piece of paper. Then read the German sentences aloud and translate them orally into English. Check yourself by uncovering the English translations one at a time. If you wish, you may also translate the English sentences into German using the same procedure.

- | | |
|-----------------------------------|---|
| a. Wie komme ich zum Flughafen? | How do I get to the airport? |
| b. Wie komme ich zum Kaufhaus? | How do I get to the department store? |
| c. Wie komme ich zum Krankenhaus? | How do I get to the hospital? |
| d. Wie weit ist es zum Bahnhof? | How far is it to the station? |
| e. Wie weit ist es zur Kaserne? | How far is it to the barracks? |
| f. Wie weit ist es? | How far is it? |
| g. Wie komme ich zur Haltestelle? | How do I get to the (bus/streetcar) stop? |
| h. Wie weit ist es zur Autobahn? | How far is it to the expressway? |
| i. Ist es weit? | Is it far? |
| j. Wie komme ich zur Brücke? | How do I get to the bridge? |

3. Cover the German sentences with a piece of paper. Orally translate the English sentences into German. Check your translation by uncovering the German sentences one at a time. If you wish, you may also translate the German sentences into English using the same procedure.

- | | |
|---|----------------------------------|
| a. How far is it to the bridge? | Wie weit ist es zur Brücke? |
| b. How far is it to the hospital? | Wie weit ist es zum Krankenhaus? |
| c. How do I get to the station? | Wie komme ich zum Bahnhof? |
| d. How do I get to the expressway? | Wie komme ich zur Autobahn? |
| e. Is it far? | Ist es weit? |
| f. How far is it to the (bus/streetcar) stop? | Wie weit ist es zur Haltestelle? |
| g. How do I get to the barracks? | Wie komme ich zur Kaserne? |
| h. How far is it? | Wie weit ist es? |
| i. How far is it to the airport? | Wie weit ist es zum Flughafen? |
| j. How far is it to the department store? | Wie weit ist es zum Kaufhaus? |

If you made no mistakes, you are ready to take the Supplementary Self-evaluation Quiz A on the next page. If you made mistakes, go over this exercise again.

SUPPLEMENTARY SELF-EVALUATION QUIZ A

PART I.

For each of the following English sentences, select the correct German translation. On a sheet of paper write down A, B, or C.

1. How far is it to the barracks?
 - A. Ist es weit zur Kaserne?
 - B. Wie komme ich zur Kaserne?
 - C. Wie weit ist es zur Kaserne?
2. How far is it to the expressway?
 - A. Wie weit ist es zum Bahnhof?
 - B. Wie komme ich zum Bahnhof?
 - C. Wie weit ist es zur Autobahn?
3. How do I get to the hospital?
 - A. Wie weit ist es zum Kaufhaus?
 - B. Wie komme ich zum Krankenhaus?
 - C. Wie weit ist es zum Rathaus?
4. Is it far?
 - A. Ist es weit?
 - B. Wie weit ist es?
 - C. Wie weit ist es zur Post?
5. How do I get to the bridge?
 - A. Wie weit ist es zur Kirche?
 - B. Wie komme ich zur Brücke?
 - C. Wie komme ich zum Bahnhof?


KEY.

1. C 2. C 3. B 4. A 5. B

PART II.

Cover the right side of the page. Look at the five pictures in the left-hand column. For each of them, ask aloud the German question, "How do I get to ... (the place in the picture)?" Check your question by uncovering the right-hand column.

1.



Wie komme ich zum Flughafen?

2.



Wie komme ich zum Kaufhaus?

3.



Wie komme ich zum Bahnhof?

4.



Wie komme ich zur Bushaltestelle?

5.



Wie komme ich zur Kaserne?

If you made no mistakes and do not have to do any other supplementary exercise, go on to Unit 2. If you did make mistakes, study Supplementary Exercise A again.

SUPPLEMENTARY EXERCISE B.

1. For each of the following German sentences, select the correct English translation. Write your choice (either 1 or 2) on a sheet of paper.

- a. Gehen Sie die dritte Straße rechts.
(1) Take the first street on the left.
(2) Take the third street on the right.
- b. Nehmen Sie nicht die Straßenbahn!
(1) Take the streetcar!
(2) Don't take the streetcar!
- c. Gehen Sie zum Bahnhof und dann rechts!
(1) Go to the station and then right!
(2) Go to the expressway and then right!
- d. Sie können die Straßenbahnlinie 15 nehmen!
(1) Don't take streetcar No. 15!
(2) You can take streetcar No. 15!
- e. Gehen Sie rechts, nicht links!
(1) Go to the right, not left!
(2) Go to the left, not right!
- f. Das Kaufhaus ist 15 Minuten geradeaus.
(1) The hospital is 15 minutes straight ahead.
(2) The department store is 15 minutes straight ahead.
- g. Es ist nur 10 Minuten zu Fuß.
(1) It's only 10 minutes to the post office.
(2) It's only 10 minutes on foot.

KEY.

- a. (2) b. (2) c. (1) d. (2) e. (1) f. (2) g. (2)

2. Cover the English sentences with a piece of paper. Then read the German sentences aloud and translate them into English. Check yourself by uncovering the English translations one at a time. If you wish, you may also translate the English sentences into German using the same procedure.

- | | |
|--|--|
| a. Gehen Sie zur Autobahn und dann rechts! | Go to the expressway and then right. |
| b. Das Krankenhaus ist 15 Minuten geradeaus. | The hospital is 15 minutes straight ahead. |
| c. Gehen Sie die erste Straße links. | Take the first street on the left. |
| d. Nehmen Sie die Straßenbahn! | Take the streetcar. |
| e. Gehen Sie links, nicht rechts! | Go left, not right! |
| f. Es ist nur 10 Minuten zur Post. | It's only 10 minutes to the post office. |
| g. Nehmen Sie nicht Straßenbahnlinie 15! | Don't take streetcar No. 15! |
| h. Gehen Sie die dritte Straße rechts! | Take the third street on the right. |
| i. Es ist nur 15 Minuten zur Brücke. | It's only 15 minutes to the bridge. |
| j. Es ist nicht weit zur Polizei. | It's not far to the police station. |

3. Cover the German sentences with a piece of paper. Orally translate the English sentences into German. Check your translation by uncovering the German sentences one at a time. If you wish, you may also translate the German sentences into English using the same procedure.

- | | |
|--|-----------------------------|
| a. Sie können die Straßenbahn nehmen. | You can take the streetcar. |
| b. Sie können zu Fuß gehen. | You can walk. |
| c. Sie können zum Schloß zu Fuß gehen. | You can walk to the castle. |

- | | |
|---|--|
| d. Es ist nicht weit zum Flughafen. | It's not far to the airport. |
| e. Gehen Sie zum Rathaus und dann links! | Go to the city hall and then left. |
| f. Gehen Sie nicht geradeaus! | Don't go straight ahead! |
| g. Nehmen Sie Bus Nummer 5 zum Kaufhaus! | Take bus No. 5 to the department store. |
| h. Gehen Sie die erste Straße rechts. | Take the first street on the right. |
| i. Es ist nur 10 Minuten zum Krankenhaus. | It's only 10 minutes to the hospital. |
| j. Die Kaserne ist 15 Minuten geradeaus. | The barracks is 15 minutes straight ahead. |

If you made no mistakes, you are ready to take the Supplementary Self-evaluation Quiz B on the next page. If you made mistakes, go over this exercise again.

SUPPLEMENTARY SELF-EVALUATION QUIZ B

On a sheet of paper write the English translations of the following 10 sentences. Check your work with the key at the bottom of the page. If you made no mistakes and do not have to do any other Supplementary Exercise, read the objectives for Unit 2. If you made a mistake, however, go over Supplementary Exercise B again.

1. Nehmen Sie Straßenbahnlinie zehn!
2. Es ist nur fünf Minuten zur Kaserne.
3. Sie können Bus Nummer fünfzehn zum Krankenhaus nehmen.
4. Es ist nicht weit zur Autobahn.
5. Gehen Sie zur Brücke und dann rechts!
6. Sie können zum Bahnhof zu Fuß gehen.
7. Gehen Sie links und dann geradeaus!
8. Nehmen Sie nicht die Straßenbahn!
9. Die Polizei ist geradeaus.
10. Gehen Sie die dritte Straße rechts!

KEY.

1. Take streetcar No. 10.
2. It's only five minutes to the barracks.
3. You can take bus No. 15 to the hospital.
4. It's not far to the expressway.
5. Go to the bridge and then to the right.
6. You can walk to the railroad station.
7. Go left and then straight ahead.
8. Don't take the streetcar!
9. The police station is straight ahead.
10. Take the third street on the right.

UNIT 2

OBJECTIVES

When you finish this unit, you will be able to understand and say in German:

- a. Any number between 0 and 1,000.
- b. Any year.
- c. House numbers.
- d. Distances in kilometers and time in minutes.

Turn on the tape recorder and follow the instructions for Unit 2.

EXERCISES

EXERCISE 1.

HOW FAR IS IT TO THE AIRPORT?

- Mike: Excuse me. How far is it to the airport?
- German: Six kilometers. Twenty minutes by (with) bus number 3.
- Mike: Thanks a lot! Is this the bus stop for bus number 3?
- German: Yes, for bus number 3, 7, 12, and 21.
- Mike: Good, thank you.

EXERCISE 5.

WIE WEIT IST ES ZUM FLUGHAFEN?

- Mike: Entschuldigen Sie, wie weit ist es zum Flughafen?
- Deutscher: Sechs Kilometer. Zwanzig Minuten mit Bus Nummer drei.
- Mike: Vielen Dank! Ist das die Haltestelle für Bus Nummer drei?
- Deutscher: Ja, für Bus Nummer drei, sieben, zwölf und einundzwanzig.
- Mike: Gut, danke schön.

EXERCISE 14.

0	null	7	sieben
1	eins	8	acht
2	zwei	9	neun
3	drei	10	zehn
4	vier	11	elf
5	fünf	12	zwölf
6	sechs		

EXERCISE 16.

2	6	10	12	1	4	3
8	11	7	5	9	0	

EXERCISE 17.

13	dreizehn	17	siebzehn
14	vierzehn	18	achtzehn
15	fünfzehn	19	neunzehn
16	sechzehn	20	zwanzig

4 vier	7 sieben
14 vierzehn	17 siebzehn
6 sechs	20 zwanzig
16 sechzehn	

EXERCISE 20.

14 19 16 13 17 20 15 18

EXERCISE 22.

12 7 0 3 6 18
 1 20 14 2 10 4
 15 11 16 9 17

EXERCISE 23.

30 dreißig* 70 siebzig
 40 vierzig 80 achtzig
 50 fünfzig 90 neunzig
 60 sechzig 100 hundert

EXERCISE 24.

50 30 70 20 80
 40 90 60 100

EXERCISE 25.

21 einundzwanzig	28 achtundzwanzig
22 zweiundzwanzig	29 neunundzwanzig
23 dreiundzwanzig	30 dreißig
24 vierundzwanzig	31 einunddreißig
25 fünfundzwanzig	32 zweiunddreißig
26 sechsundzwanzig	33 dreiunddreißig
27 siebenundzwanzig	34 vierunddreißig

*ß=ss

40 vierzig
 41 einundvierzig
 42 zweiundvierzig
 43 dreiundvierzig

EXERCISE 26.

25	34	43	56	65	72	78
89	98	37	62	28	100	86
68	92	13	30	70	17	

EXERCISE 28.

21	59	95	46	64	34
43	79	82	97	14	40

EXERCISE 29.

100	hundert	600	sechshundert
200	zweihundert	700	siebenhundert
300	dreihundert	800	achthundert
400	vierhundert	900	neunhundert
500	fünfhundert	1000	tausend

EXERCISE 30.

500	200	700	100	900
300	600	400	800	1000

EXERCISE 31.

101	102	107	211	312	420
532	643	756	867	978	

EXERCISE 33.

378	159	951	732
666	243	849	475

EXERCISE 34.

1900	neunzehnhundert
1910	neunzehnhundertzehn

1970	1930	1960	1940	1950	1920
------	------	------	------	------	------

EXERCISE 35.

1492	1654	1978	1954	1968	1776
------	------	------	------	------	------

EXERCISE 36.

1957	1961	1977	1978
1956	1965	1945	

EXERCISE 37.

Example: Straßenbahnlinie zwölf (twelve)

EXERCISE 38.

Example: Bahnhofstraße elf (eleven)

EXERCISE 39.

1. Bahnhofstraße 27
2. Bahnhofstraße 13
3. Bahnhofstraße 106
4. Bahnhofstraße 34
5. Bahnhofstraße 415
6. Bahnhofstraße 11

EXERCISE 40.

Example: fünf Kilometer - fünfzehn Minuten (5-15)

EXERCISE 41.

- | | |
|---|---|
| 1. Ist das Bus Nummer 51? | Nein, das ist Bus Nummer 57. Bus Nummer 51 kommt in 2 Minuten. |
| 2. Bitte, wo ist Bahnhofstraße 23? | Das hier ist Bahnhofstraße 4. Gehen Sie zwei Straßen geradeaus. |
| 3. Entschuldigen Sie, wie komme ich zur Kennedystraße 17? | Kennedystraße 17? Nehmen Sie die Straßenbahn zum Bahnhof. Dort ist Kennedystraße 1. Kennedystraße 17 ist nicht weit von dort. |
| 4. Wie weit ist es von hier zur Kaserne? | Zwei oder drei Kilometer. |
| 5. Wie komme ich zum Rathaus? | Sie können zu Fuß gehen. Die erste Straße rechts und dann geradeaus. |

SELF-EVALUATION QUIZ

PART I.

You will hear eight numbers between 1 and 100 in German. Write them down on a separate piece of paper. Check your answers with the key at the end of this quiz. All eight numbers should be correct. Start the tape now.

PART II.

Read aloud in German the eight numbers in your book. You must finish in the time provided, and all numbers must be correct. Check what you said with the tape. Speak when you hear the beep. Stop speaking when you hear "STOP." Start the tape now.

6	17	42	59
63	78	31	12

PART III.

Now you will hear five numbers between 100 and 1,000 in German. Write them down on a separate piece of paper, then check your answers with the key. All five numbers must be correct. Start the tape now.

PART IV.

Read aloud in German the five numbers in your book. You must finish in the time provided and all numbers must be correct. Check what you said with the tape. Speak when you hear the beep. Stop speaking when you hear "STOP." Start the tape now.

120	630	518	259	763
-----	-----	-----	-----	-----

PART V.

Say aloud in German the five years given below. All years must be correct. Check what you said with the tape. Speak when you hear the beep, and stop when you hear "STOP." Start the tape now.

1938 1945 1953 1969 1978

PART V

You will hear someone telling you which streetcar you should take to the station. Write down only the number of the streetcar. Then check what you wrote with the key. If more than one answer was wrong, repeat Exercise 37. Start the tape now.

PART VII.

Say at what number on Bahnhofstraße you live according to the addresses in your book. Speak when you hear a beep. You will have 8 seconds for each address. Then check what you said with the tape. If you made more than one mistake, repeat Exercise 39. Start the tape now.

1. Bahnhofstraße 17
2. Bahnhofstraße 123
3. Bahnhofstraße 607
4. Bahnhofstraße 2
5. Bahnhofstraße 41
6. Bahnhofstraße 75

PART VIII.

You will hear four combinations of distance and time. For each set write both numbers and indicate after each whether it is minutes or kilometers. Check what you wrote with the key. All numbers must be correct. Start the tape now.

This is the end of the Self-evaluation Quiz for Unit 2. If you missed any items in Parts I-V or Part VIII, more than one item in Parts VI and VII, or could not respond within the time provided, consult the "Guide for Review." Otherwise, go on to Unit 3.

KEY TO SELF-EVALUATION QUIZ

PART I.

7 35 16 13 82 24 91 76

PART III.

107 914 325 845 470

PART VI.

75 16 48 11 56 80

PART VIII.

1. 55 km - 40 min
2. 15 min - 22 km
3. 6 km - 10 min
4. 65 km - 50 min

GUIDE FOR REVIEW

Before doing the Supplementary Exercises, review the following exercises in your book: 14, 17, 23, 25, 29.

If you missed more than two items in the Self-evaluation Quiz, do Supplementary Exercises A-G which are only on tape. When you complete these exercises, take the Supplementary Self-evaluation Quiz.

KEYS FOR SUPPLEMENTARY EXERCISES

EXERCISE A.

2 1 3 4 6 8 9 7 5

EXERCISE B.

12 11 13 14 10 16 18 19 17 15

EXERCISE C.

20 10 30 40 60 80 90 70
50 13 14 19 18 15 16

EXERCISE D.

22 21 33 34 92 56 78 89 67 45

EXERCISE E.

218 380 570 617 413 730 940 814 167 384

EXERCISE F.

7 11 414 127 45

EXERCISE G.

6 km - 15 min
 8 min - 12 km
 62 km - 55 min
 18 km - 14 min
 13 min - 10 km

SUPPLEMENTARY SELF-EVALUATION QUIZ

PART I.

You will hear ten numbers between 1 and 1,000 in German. Write them down on a sheet of paper. Nine out of ten should be correct. Check your answers with the key. Start the tape now.

PART II.

Read the following five numbers in German. Compare what you said with the tape. Speak when you hear the beep. Start the tape now.

8 37 64 340 719

PART III.

You will hear ten addresses, streetcar numbers, or time-distance combinations. On a sheet of paper write down only the numbers. Check your answers with the key. Start the tape now.

KEY FOR SUPPLEMENTARY SELF-EVALUATION QUIZ

PART I.

9 30 15 72 45 18 520 89 690 256

PART III.

11 7 15 430 30 km - 20 min
 78 9 8 min - 12 km 263 13

UNIT 3

OBJECTIVES

You will be able to:

- a. Use the appropriate greeting when meeting a German in the morning, afternoon, or evening, and say good-bye
- b. Understand and use German expressions for "please," "thank you," and "you're welcome."
- c. Make polite requests, ask questions, and answer questions in the affirmative and the negative.
- d. Ask a person whether he can speak English, and say that you can speak German.
- e. Distinguish between questions and requests.

Turn on the tape recorder and follow the instructions for Unit 3.

EXERCISES


EXERCISE 1.

STREETCAR OR BUS?

- Mike: Good morning, Mr. Müller!
- Müller: Good morning, Mr. Halloway! Are you going to the barracks?
- Mike: No, I'm not going to the barracks. I'm going to the post office. Can I take the streetcar?
- Müller: The streetcar is very slow. Take bus no. 13. The bus stops here.
- Mike: Thank you very much, Mr. Müller.
- Müller: You're welcome. Good-bye!

EXERCISE 5.

STRASSENBAHN ODER BUS?



Mike: Guten Morgen, Herr Müller!


Müller: Guten Morgen, Herr Halloway! Gehen Sie zur Kaserne?

Mike: Nein, ich gehe nicht zur Kaserne, ich gehe zur Post. Kann ich die Straßenbahn nehmen?

Müller: Die Straßenbahn ist sehr langsam. Nehmen Sie Bus Nummer 13! Der Bus hält hier.

Mike: Danke sehr, Herr Müller.

Müller: Bitte. Auf Wiedersehen!



Herr Müller



Frau Müller




Fräulein Müller




Fritz Müller


EXERCISE 14.




Guten Tag, Frau Müller!



Guten Morgen, Herr Müller!



Guten Abend, Fräulein Müller!



Gute Nacht!

EXERCISE 16.

Danke. Vielen Dank. Danke schön. Danke sehr.	Thank you.
---	------------

Bitte! Bitte schön! Bitte sehr!	You're welcome.
---------------------------------------	-----------------

Ja, danke. Ja, bitte.	yes
Danke. Nein, danke.	no

EXERCISE 17.

<u>Gehen Sie geradeaus!</u>	<u>Go straight ahead!</u>
<u>Sprechen Sie bitte langsam!</u>	<u>Please speak slowly!</u>
<u>Entschuldigen Sie!</u>	<u>Excuse me!</u>
<u>Nehmen Sie nicht die Straßenbahn!</u>	<u>Don't take the streetcar!</u>

1. Kommen Sie!
2. Gehen Sie langsam!
3. Entschuldigen Sie!
4. Sprechen Sie Deutsch!
5. Gehen Sie zur Post!
6. Gehen Sie nicht zur Post!
7. Kommen Sie zur Kaserne!
8. Nehmen Sie die Straßenbahn!

EXERCISE 19.

gehen Sie zur Post!
Gehen Sie zur Post!
Gehen Sie zur Post!

EXERCISE 20.

<u>Können Sie</u> Englisch <u>sprechen</u> ?	<u>Can you speak</u> English?
<u>Ich kann</u> Deutsch sprechen.	<u>I can speak</u> German.

1. Ich kann Deutsch sprechen.
2. Sie können Englisch sprechen.
3. Ich kann Englisch sprechen.
4. Sie können gut Deutsch sprechen.
5. Ich kann nicht gut Deutsch sprechen.
6. Ich kann gut Englisch sprechen.

Ich kann gut Englisch sprechen.
Ich kann nicht gut Deutsch sprechen.

EXERCISE 22.

Können Sie ...?	Can you ...?
Kann ich ...?	Can I ...? May I ...?
Kann ich Deutsch sprechen?	

1. Können Sie Englisch sprechen?
2. Kann ich Englisch sprechen?
3. Kann ich Deutsch sprechen?
4. Kann ich gut Deutsch sprechen?

EXERCISE 23.

1. Ich kann die Straßenbahn nehmen.
2. Ich kann nicht zu Fuß gehen.
3. Kann ich nicht zu Fuß gehen?
4. Kann ich zum Bahnhof geradeaus gehen?
5. Kann ich Bus Nummer 6 zum Flughafen nehmen?
6. Ich kann nicht zum Flughafen kommen.
7. Kann ich zur Brücke gehen?
8. Können Sie zur Kaserne kommen?
9. Ich kann Straßenbahnlinie 16 nehmen.
10. Kann ich Straßenbahnlinie 75 zum Rathaus nehmen?

EXERCISE 27.

Example: Können Sie gut Deutsch sprechen?
Ja, ich kann gut Deutsch sprechen.

EXERCISE 28.

Example: Können Sie gut Deutsch sprechen?
Nein, ich kann nicht gut Deutsch sprechen.

EXERCISE 29.

<u>Gehen Sie</u> zur Kaserne?	<u>Are you going to the</u> <u>barracks?</u>
<u>Sprechen Sie</u> Englisch?	<u>Do you speak</u> English?

1. Kommen Sie?
2. Gehen Sie zur Post?
3. Nehmen Sie die Straßenbahn?
4. Kommen Sie zur Kaserne?
5. Sprechen Sie Deutsch?

EXERCISE 33.

Komm <input type="checkbox"/> Sie?	Ja, ich komm <input type="checkbox"/> .
Are you coming?	Yes, I am coming
Geh <input type="checkbox"/> ich geradeaus?	Ja; geh <input type="checkbox"/> Sie geradeaus!
Do I go straight ahead?	Yes, go straight ahead!

Example: Sprechen Sie Englisch?
Ja, ich spreche Englisch.

EXERCISE 34.

Example: Gehen Sie zum Krankenhaus?
Nein, ich gehe nicht zum Krankenhaus.

SELF-EVALUATION QUIZ

PART I.

You will hear five German sentences. Some are questions and some are statements. Listen carefully and on a sheet of paper write "Q" if it is a question and "S" if it is a statement. All selections must be correct. Start the tape now.

PART II.

You will hear ten German sentences. After each sentence stop the tape and write the English translation on a sheet of paper. All translations must be correct. Start the tape now.

PART III.

You will hear 12 situations explained to you in English. For each of these situations you will hear three German expressions on the tape. Select the German expression most appropriate to the situation by writing A, B, or C on a sheet of paper. All selections must be correct. Start the tape now.

1. You spent an evening with the Müllers and want to thank them. What do you say?
2. Someone offers you a beer and you don't want it. What do you answer politely?
3. Someone thanked you. What do you answer politely?
4. You meet Mrs. Müller in the morning. What do you say to greet her?
5. You want to say good-bye to Miss Müller. What do you say?
6. You want a German person to speak German to you. What do you say politely?
7. You want to find out if a person speaks German. What do you say?
8. You want to find out if you can take bus no. 5. What do you say?

9. You want to tell someone you cannot walk (go on foot). What do you say?
10. You want to find out if a person can speak German. What do you say?
11. You want to tell someone that you are not coming to the city hall. What do you say?
12. You want to tell someone that you are going to the barracks. What do you say?

PART IV.

You will be given 15 directions. Say the appropriate sentence or question in German. When you hear "STOP," stop speaking, and check what you said with the tape. If you needed more time than provided, or if you were not sure what to say, make a note of the number. Start the tape now.

1. Say "good morning" to Mr. Müller.
2. You meet Mrs. Müller during the day. Greet her.
3. It is evening and you meet Miss Müller. Say "good evening."
4. You are leaving someone. Say good-bye.
5. Ask a German if he can speak English.
6. Politely ask a German person to speak German to you.
7. Politely ask a German to come to the barracks.
8. Ask if you can take bus no. 3.
9. Tell someone that you can speak German.
10. Tell someone that you cannot speak German.
11. Ask someone if you can take the streetcar.
12. Tell someone to take bus no. 12.
13. Tell someone that you are going to the post office.
14. Ask a person if he speaks English.
15. Tell someone that you cannot come to the station.

This is the end of the Self-evaluation Quiz. If you made mistakes in any part, consult the "Guide for Review." If you made no mistakes, you may go on to Module III.

KEY TO SELF-EVALUATION QUIZ

PART I.

1. Q
2. S
3. S
4. Q
5. Q

PART II.

1. I'm going to the barracks.
2. Do you go to the airport? (Are you going to the airport?)
3. Do you speak German?
4. Take the streetcar!
5. Can't you walk?
6. Please speak English!
7. You can take bus No. 8.
8. I can speak English well.
9. I'm not going to the station.
10. Can you come to the hotel?

PART III.

- | | |
|------|-------|
| 1. B | 7. B |
| 2. A | 8. C |
| 3. C | 9. A |
| 4. B | 10. C |
| 5. B | 11. A |
| 6. C | 12. B |

GUIDE FOR REVIEW

If you made mistakes on any of the questions in any of the parts listed below, do the supplementary exercises indicated.

Part II	Any question:	Do Supplementary Exercise B
Part III	Questions 1-5:	Do Supplementary Exercise A
	Questions 6-12:	Do Supplementary Exercise B
Part IV	Questions 1-4:	Do Supplementary Exercise A
	Questions 5-15:	Do Supplementary Exercise B

SUPPLEMENTARY EXERCISE A.

1. For each of the following expressions select the most appropriate German phrase. Write your selection on a piece of paper and compare it with the key.

- | | |
|--------------------|----------------------|
| a. Good morning! | (1) Guten Tag! |
| | (2) Guten Morgen! |
| b. Hello! | (1) Auf Wiedersehen! |
| | (2) Guten Tag! |
| c. Good evening! | (1) Guten Abend! |
| | (2) Gute Nacht! |
| d. Thank you! | (1) Danke sehr! |
| | (2) Bitte! |
| e. You're welcome! | (1) Nein, danke! |
| | (2) Bitte! |
| f. No, thank you! | (1) Bitte sehr! |
| | (2) Danke! |

KEY

- a. (2) b. (2) c. (1) d. (1) e. (2) f. (2)

2. Cover the right-hand column with a sheet of paper. Read the situation in the left-hand column and say the appropriate German expression. Then check what you said by uncovering the right column one phrase at a time.

- | | |
|---|--|
| a. You want to say good-bye to a German. What do you say? | Auf Wiedersehen! |
| b. You meet Mr. Müller on the street. It's about 6 p.m. How do you greet him? | Guten Abend, Herr Müller! |
| c. You meet Miss Müller. It's early afternoon. What do you say? | Guten Tag, Fräulein Müller! |
| d. You're going to work early in the morning and meet Mrs. Müller at the bus stop. What do you say? | Guten Morgen, Frau Müller! |
| e. A waiter brings you your meal. How do you thank him? | Danke, Danke sehr, Vielen Dank or Danke schön! |
| f. Someone offers you a cigarette. You don't smoke. How do you say no politely? | Nein, danke! or Danke. |
| g. Mrs. Müller just thanked you for the flowers you brought her. What do you say? | Bitte, Bitte schön, or Bitte sehr! |

Study and practice these expressions until you feel sure that you know what to say and when to say it. Then take Supplementary Self-evaluation Quiz A.

SUPPLEMENTARY SELF-EVALUATION QUIZ A

Cover the column on the right and read the directions in the left column. Say the German expression appropriate to the situation. Check what you said by uncovering the right column.

- | | |
|------------------------------------|--|
| 1. Say to a German, "No, thanks." | Nein, danke! |
| 2. Say "hello" to a German. | Guten Tag! |
| 3. Say, "You're welcome." | Bitte! |
| 4. Say "good-bye" to a German. | Auf Wiedersehen! |
| 5. Thank a German. | Danke (sehr)! (schön)!
Vielen Dank! |
| 6. Say "good evening" to a German. | Guten Abend! |
| 7. Greet a German in the morning. | Guten Morgen! |

If you made no mistakes and don't have to do any other supplementary exercises, you may go on to Module III.

SUPPLEMENTARY EXERCISE B.

1. Cover the right-hand column. Read aloud the German sentences on the left and translate them into English. Check your translation by uncovering the right-hand column one sentence at a time.

- | | |
|-----------------------------------|------------------------------------|
| a. Ich gehe zum Bahnhof. | I'm going to the railroad station. |
| b. Ich gehe zur Kaserne. | I'm going to the barracks. |
| c. Ich gehe zu Fuß. | I'm walking. |
| d. Ich gehe zur Post. | I'm going to the post office. |
| e. Gehen Sie zum Flughafen? | Are you going to the airport? |
| f. Gehen Sie zum Schloß? | Are you going to the castle? |
| g. Gehen Sie zur Bank? | Are you going to the bank? |
| h. Kommen Sie zum Hotel? | Are you coming to the hotel? |
| i. Kommen Sie zur Kaserne? | Are you coming to the barracks? |
| j. Kommen Sie zum Flughafen? | Are you coming to the airport? |
| k. Nehmen Sie die Straßenbahn! | Take the streetcar. |
| l. Nehmen Sie Bus Nummer 8! | Take bus no. 8. |
| m. Können Sie nicht zu Fuß gehen? | Can't you walk? |
| n. Können Sie zum Hotel kommen? | Can you come to the hotel? |
| o. Kann ich Bus Nummer 8 nehmen? | Can I take bus no. 8? |
| p. Kann ich gut Deutsch sprechen? | Can I speak German well? |

2. Look at the questions e-j above. Orally answer these questions in German in the affirmative. Compare what you said with the answers below.

- e. Ja, ich gehe zum Flughafen.
- f. Ja, ich gehe zum Schloß.
- g. Ja, ich gehe zur Bank.
- h. Ja, ich komme zum Hotel.
- i. Ja, ich komme zur Kaserne.
- j. Ja, ich komme zum Flughafen.

Now look at the same questions, and answer them in the negative. Compare what you said with the answers below.

- e. Nein, ich gehe nicht zum Flughafen.
- f. Nein, ich gehe nicht zum Schloß.
- g. Nein, ich gehe nicht zur Bank.
- h. Nein, ich komme nicht zum Hotel.
- i. Nein, ich komme nicht zur Kaserne.
- j. Nein, ich komme nicht zum Flughafen.

Look at the requests "k" and "l." Tell someone not to take the streetcar; then tell him not to take bus No. 8. Compare what you said with the requests below.

- k. Nehmen Sie nicht die Straßenbahn!
- l. Nehmen Sie nicht Bus Nummer 8!

3. Look at the German questions m-p above. Pretend they are directed at you and orally answer them in the affirmative. Compare what you said with the answers below.

- m. Ja, ich kann zu Fuß gehen.
- n. Ja, ich kann zum Hotel kommen.
- o. Ja, Sie können Bus Nummer 8 nehmen.
- p. Ja, Sie können Deutsch sprechen.

Now look at the same questions, and answer them in the negative. Compare what you said with the answers below.

- m. Nein, ich kann nicht zu Fuß gehen.
- n. Nein, ich kann nicht zum Hotel kommen.
- o. Nein, Sie können nicht Bus Nummer 8 nehmen.
- p. Nein, Sie können nicht gut Deutsch sprechen.

4. Review the German statements a-d above. Then cover the right column below and translate the questions on the left. Compare what you said with the questions in the column on the right.

- | | |
|---|------------------------|
| a. Are you going to the railroad station? | Gehen Sie zum Bahnhof? |
|---|------------------------|

- | | |
|--------------------------------------|------------------------|
| b. Are you going to the barracks? | Gehen Sie zur Kaserne? |
| c. Are you walking? | Gehen Sie zu Fuß? |
| d. Are you going to the post office? | Gehen Sie zur Post? |

If you made no mistakes on the previous exercises, take Supplementary Self-evaluation Quiz B.

SUPPLEMENTARY SELF-EVALUATION QUIZ B

PART I.

Cover the English sentences in the right column. Read the German sentences and translate them into English. Compare with the right column one sentence at a time.

- | | |
|---|--------------------------------|
| 1. Nehmen Sie die Straßenbahn! | Take the streetcar. |
| 2. Können Sie zum Hotel kommen? | Can you come to the hotel? |
| 3. Ich kann nicht gut Deutsch sprechen. | I can't speak German well. |
| 4. Gehen Sie zur Kaserne? | Are you going to the barracks? |
| 5. Sprechen Sie bitte Englisch! | Please, speak English. |

PART II.

Cover the German sentences in the right column. Read the directions on the left and say the appropriate sentence or question in German. Compare what you said with the right column one sentence at a time.

- | | |
|---|--|
| 1. Ask a German if he can speak English. | Können Sie Englisch sprechen?
or Sprechen Sie Englisch? |
| 2. Ask if you can take the streetcar. | Kann ich die Straßenbahn nehmen? |
| 3. Ask a German if he is coming to the airport. | Kommen Sie zum Flughafen? |
| 4. Tell a German that you are not coming to the railroad station. | Ich komme nicht zum Bahnhof. |

If you made no mistakes, you may go on to Module III.

VOCABULARY

der Abend	evening
acht	eight
achtzehn	eighteen
achtzig	eighty
bitte schön	you're welcome
bitte sehr	you're welcome
danke	thank you
danke sehr	thank you very much
deutsch	German
auf deutsch	in German
drei	three
dreizehn	thirteen
dritte	third
eins	one (in counting)
einundzwanzig	twenty-one
elf	eleven
Englisch	English
es	it
Frau	Mrs.
Fräulein	Miss
fünf	five
fünfundzwanzig	twenty-five
fünfzehn	fifteen

für	for
der Fuß	foot
zu Fuß	on foot
zu Fuß gehen	to walk, go on foot
gehen	to go
ich gehe	I go, I am going
Gehen Sie?	Do you go?, Are you going?
Grüß Gott	hello (used in Southern Germany)
gut	good, well
Gute Nacht.	Good night.
Guten Abend.	Good evening.
Guten Morgen.	Good morning.
Guten Tag.	Hello.
Herr	Mr.
hundert	hundred
kann	can
ich kann	I can
Kann ich?	Can I?, May I?
Sie können	you can
der Kilometer	kilometer
kommen	to come
Wie komme ich zum/ zur ...?	How do I get to ...?
die Linie	line, line number (of street-car)
Straßenbahnlinie 10	streetcar no. 10
die Minute	minute
eine Minute	one minute
die Minuten	minutes
mit	with
der Morgen	morning

die Nacht	night
nehmen	to take
neun	nine
neunzehn	nineteen
neunzig	ninety
null	zero
die Nummer	number
nur	only
oder	or
sechs	six
sechzehn	sixteen
sechzig	sixty
Sie	you
sieben	seven
siebzehn	seventeen
siebzig	seventy
die Straßenbahn	streetcar
die Straßenbahnlinie	streetcar no.
der Tag	day
tausend	thousand
und	and
viel	much
vier	four
vierzehn	fourteen

vierzig	forty
weit	far
wie	how
zehn	ten
zu	to
zur, zum	to the
zu Fuß	on foot
zu Fuß gehen	to go on foot, walk
zwanzig	twenty
zwei	two
zwölf	twelve