

Sound and Script



pages 2-39

INTRODUCTION

Page 40

CULTURAL NOTES

Page 41-44

APPLICATION ACTIVITIES

pages 45-48

SKILL ENHANCEMENT

pages 49-62

HOMEWORK

Lesson Objectives

At the end of this lesson, the students will be able to understand, obtain, and provide information about sound and script in Korean. In particular, the student will:

1. Identify the Alphabet

- Recognize each character of the Korean alphabet
- Identify the Korean characters by name
- Pronounce the characters' phonetic sounds
- Write the characters on a scratch piece of paper

2. Write the Korean Alphabet

- Three rules in writing the Korean alphabet
- Alphabetical order

3. Produce Vowel Sounds

- Recognize vowels
- Produce vowel sounds
- W sounding vowels
- Y sounding vowels
- Vertical vowels
- Horizontal vowels

4. Produce Consonant Sounds

- Recognize consonants
- Pronounce aspirated and non-aspirated consonant sounds
- Double consonants

5. Recognize Loaned Words

- Identify loaned words
- Pronounce loaned words
- Write loaned words

6. Identify Special Cases

- Change of sound in syllable-final consonants
- Consonant “ㅎ”

7. Syllables

- Making a syllable
- Three different types of syllables

8. Sentence and Intonation

- Recognize sentence structure
- Recognize subject markers and object markers
- Recognize different intonations

The Korean Alphabet

There are 40 symbols that make up the Korean alphabet, nineteen of which are consonants and the other twenty-one are vowels.

Consonants (19)

ㄱ ㄴ ㄷ ㄹ ㅁ ㅂ ㅅ ㅇ ㅈ ㅊ

ㅋ ㅌ ㅍ ㅎ

ㄱ ㄷ ㅂ ㅅ ㅈ

Vowels (21)

ㅏ ㅑ ㅓ ㅕ ㅗ ㅛ ㅜ ㅠ ㅡ ㅣ

ㅘ ㅙ ㅚ ㅜ ㅛ ㅜ ㅝ ㅞ ㅟ ㅠ ㅡ



Tip of the Day

King Sejong of Korea (1397 – 1450) led the creation of Hangeul with the help of Jibhyonjon scholars. He named his alphabet Hun Min Jong Um, “Accurate Sounds to Educate the People”.



Map of South Korea



Identify the Alphabet

Basic Consonants

Letter	Korean Name	Letter	Korean Name
ㄱ	gi-uk 기역	ㅇ	i-ung 이응
ㄴ	ni-un 니은	ㅈ	Ji-ut 지읒
ㄷ	di-gut 디글	ㅊ	Chee-ut 치읓
ㄹ	lee-ul 리을	ㅋ	Ki-ut 키읔
ㅁ	mi-um 미음	ㅌ	Ti-gut 티을
ㅂ	Bi-ub 비읍	ㅍ	Pi-ub 피읖
ㅅ	Si-ot 시응	ㅎ	Hi-ung 히읗
Letter	Approximate Pronunciation	Letter	Approximate Pronunciation
ㄱ	g as in “god”	ㅇ	o as in “orange”
ㄴ	n as in “nose”	ㅈ	j as in “June”
ㄷ	d as in “day”	ㅊ	ch as in “cheese”
ㄹ	l as in “shell”	ㅋ	k as in “kick”
ㅁ	m as in “moon”	ㅌ	t as in “tiger”
ㅂ	b as in “bank”	ㅍ	p as in “pizza”
ㅅ	s as in “sun”	ㅎ	h as in “hot”

Glottalized Consonants

ㄱ	ssang gi-uk 쌍기역	ㅍ	ssang Pi-ub 쌍피읖
ㄷ	ssang di-gut 쌍디글	ㅊ	ssang Chee-ut 쌍치읓
ㅂ	ssang Bi-ub 쌍비읍		
Letter	Approximate Pronunciation	Letter	Approximate Pronunciation
ㄱ	accentuated k sound as in “sky”	ㅍ	ss as in “hiss”
ㄷ	accentuated t sound as in “style”	ㅊ	accentuated j sound as in “jazz”
ㅂ	accentuated p sound as in “spoon”		

Basic Vowels

Letter	Korean Name	Letter	Korean Name
ㅏ	ah 아	ㅡ	ui 으
ㅑ	uh 어	ㅣ	ee 이
ㅓ	oh 오	ㅕ	ae 애
ㅗ	woo 우	ㅛ	eh 예
Letter	Approximate Pronunciation	Letter	Approximate Pronunciation
ㅏ	a as in "Arizona"	ㅡ	oo as in "book"
ㅑ	u as in "sun"	ㅣ	e as in "eel"
ㅓ	o as in "original"	ㅕ	a as in "add"
ㅗ	woo as in "woods"	ㅛ	e as in "end"

Diphthong Vowels

Letter	Korean Name	Letter	Korean Name
ㅟ	ya 야	ㅢ	ui 의
ㅠ	yea 여	ㅤ	wa 와
ㅡ	yo 요	ㅦ	wai 왜
ㅢ	you 유	ㅧ	war 워
ㅣ	ae 애	ㅨ	wae 웨
ㅤ	ye 예	ㅩ	woi 외
		ㅪ	we 위
Letter	Approximate Pronunciation	Letter	Approximate Pronunciation
ㅟ	ya as in "yard"	ㅢ	ui as in "Louie"
ㅠ	yea as in "yearn"	ㅤ	wa as in "Washington"
ㅡ	yo as in "yo-yo"	ㅦ	wa as in "wagon"
ㅢ	you as in "you"	ㅧ	wa as in "water"
ㅣ	a as in "ankle"	ㅨ	we as in "wedding"
ㅤ	ye as in "yes"	ㅩ	wh as in "whey"
		ㅪ	we as in "week"

Exercise 1

Listen and repeat the basic vowels after the instructor.

ㅏ	ㅑ	ㅓ	ㅕ	ㅗ	ㅛ	ㅜ	ㅠ
---	---	---	---	---	---	---	---

Exercise 2

Listen and repeat the “y” sounding diphthong vowels after the instructor.

ㅟ	ㅠ	ㅡ	ㅝ	ㅞ	ㅟ
---	---	---	---	---	---

Exercise 3

Listen and repeat the “w” sounding diphthong vowels after the instructor.

ㅘ	ㅙ	ㅚ	ㅜ	ㅠ
---	---	---	---	---

Exercise 4

Listen and repeat the basic consonants after the instructor.

ㄱ	ㄴ	ㄷ	ㄹ	ㅁ	ㅂ	ㅅ	ㅇ	ㅈ
---	---	---	---	---	---	---	---	---

Exercise 5

Listen and repeat the basic aspirated consonants after the instructor.

ㅋ	ㆁ	ㆁ	ㆁ	ㆁ
---	---	---	---	---

Exercise 6

Listen and repeat the five glottalized consonants after the instructor.

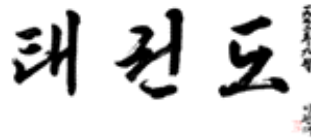
ㆁ	ㆁ	ㆁ	ㆁ	ㆁ
---	---	---	---	---

Exercise 7

Listen to your instructor pronounce the Korean alphabet and write it on a scratch piece of paper.



Tip of the Day



Calligraphy (붓글씨)

In Korea, writing characters with traditional brush and ink stick has been considered an important form of art.

Three Rules in Writing the Korean Alphabet

Each Korean symbol is made up of a definite number of strokes written in a prescribed sequence called "stroke order". It is important to write symbols in the correct stroke order. Observe the following general rules:

Rule 1	The symbol for a consonant, which begins a syllable, must be written before the vowel symbol. For example, ㅇ before ㅏ to form ㅇㅏ.
Rule 2	The movement of each stroke must be from LEFT to RIGHT or TOP to BOTTOM.
Rule 3	If a symbol involves more than one stroke (like ㅏ or ㅑ), the movement should again be LEFT to RIGHT (ㅏ and then ㅑ to form ㅏㅑ) or TOP to BOTTOM (ㅑ and then ㅑ to form ㅑㅑ).

Alphabetical Order (Dictionary Sequence)

The ability to use a dictionary is fundamental in the language learning process. Without this skill students will not be able to expand their vocabulary and learn the definitions of new words. This section is designed to assist you in the development of this skill.

The following table shows the alphabetical order or dictionary sequence of Korean syllables. First, arrange the words according to the consonant sequence. Then, if two words or more begin with the same consonant, arrange them in proper vowel order.

Dictionary Sequence of Korean Letters

Consonant order ➡
가 나 다 라 마 바 사 아 자 차 카 타 파 하
가 냐 다 람 마 바 샤 야 자 차 카 타 파 하
거 너 더 러 머 버 서 어 저 처 커 터 피 히
겨 녀 더 려 며 버 셔 여 저 처 켜 터 피 히
고 노 도 로 모 보 소 오 조 초 코 토 포 호
교 뇨 도 료 묘 보 쇼 요 죠 초 교 투 표 효
구 누 두 루 무 부 수 우 주 추 쿠 투 푸 후
규 뉴 듀 류 뮤 뷰 슈 유 주 추 큐 튜 퓨 휴
그 느 드 르 르 브 스 으 즈 츠 크 트 프 흐
기 니 디 리 미 비 시 이 지 치 키 티 피 히

Exercise 8

Answer either true or false for the following sentences.

- (1) Vowels precede consonants in syllables.
- (2) The movement of each stroke is from top to bottom or left to right.
- (3) If a symbol involves more than one stroke, the movement should be RIGHT to LEFT or BOTTOM to TOP.

Exercise 9

In the following sequence of consonants, the syllables are out of place. Using the table, place the syllables in the correct order on a separate piece of paper.

가 나 라 바 다 마 사 자 아 차 카 타 하 파

Exercise 10

Arrange each group of words in dictionary sequence on a separate piece of paper. You may use the preceding table.

- (1) 마, 너, 자, 니
- (2) 으, 기, 나, 그
- (3) 여, 새, 어, 사
- (4) 바다, 술, 자유, 시집
- (5) 여름, 겨울, 고래, 날개
- (6) 친구, 아빠, 어머니, 형, 할아버지
- (7) 한국, 미국, 영국, 일본, 중국
- (8) 축구, 야구, 배구, 농구, 탁구



Tip of the Day



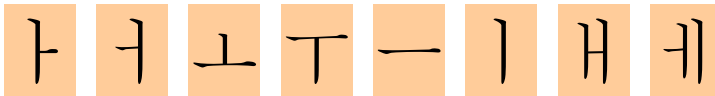
The Invention of Hangeul

One of the theories about the shapes of Korean characters is that they are derived from designs of a door. In the picture to the left of a typical door design, you can find most of the Korean characters. With classmates, see if you can identify the characters.

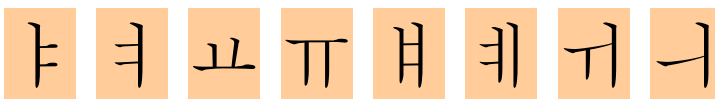
Vowels

There are 21 vowels. Thirteen of the vowels are diphthong vowels, which are produced by combining the "y" and "w" sounds with the basic 8 vowels. Repeat the sounds after your instructor.

Basic Vowels



Diphthong Vowels



Eight Simple Vowels

The following notes on vowel sounds are given as a memory aid. The corresponding English sounds are only approximations. None of the Korean vowels sound exactly like their English counterparts.

Korean vowels	Equivalent English	Examples
ㅏ	as in f <u>a</u> ther	아이, 나
ㅑ	as in s <u>u</u> n	어머니, 너
ㅓ	as in o <u>ft</u> en	고기, 모자
ㅕ	as in m <u>oo</u> d	누나, 구두
ㅡ	as in writt <u>e</u> n	그러나, 크기
ㅣ	as in i <u>n</u> k	비, 지도
ㅗ	as in a <u>p</u> ple	개, 배
ㅛ	as in e <u>g</u> g	그네, 네거리

These are four Korean vowels that are similar to English. Look at the written symbols for the following 4 vowels. Repeat their sounds after the instructor, while writing the vowels on a piece of scratch paper.

ㅏ	ㅓ	ㅕ	ㅣ
---	---	---	---

In addition, these are four Korean vowels that are different from English. Look at the written symbols for the following 4 vowels. Repeat their sounds after the instructor, while writing the vowels on a piece of scratch paper.

ㅑ	ㅡ	ㅗ	ㅛ
---	---	---	---

W-Vowels (Six vowels are pronounced with a "w" sound)

Six Korean vowel sounds, 와, 왜, 외, 워, 웨 and 위, are created by adding the "w" sound to the six basic vowel sounds: 아, 애, 오, 어, 에, and 이 respectively. The following six categories are examples. Listen to the instructor as the vowels are reviewed with their English equivalents. After you become familiar with the sounds, practice with a classmate.

W-Vowels	Equivalent English	Examples
와	as in why	좌측, 과자
왜	as in wagon	돼지, 왜가리
외	as in whey	쇠고기, 회화
워	as in water	원수, 권투
웨	as in wedding	웨이터, 웨도
위	as in we	귀, 쥐

Y-Vowels (six vowels are influenced by the "y" sound)

Six Korean vowel sounds, 야, 여, 요, 유, 애, and 예, are created by adding the "y" sound to the six basic vowel sounds: 아, 어, 오, 우, 에, and 예 respectively. The following table shows six examples. Listen to the instructor as the vowels are reviewed with their equivalent English. After you become familiar with the sounds, practice with a classmate.

Y Vowels	Equivalent English	Examples
아 ⇒ 야	as in yard	야구, 야자
어 ⇒ 여	as in yearn	여자, 여우
오 ⇒ 요	as in yo-yo	교사, 묘지
우 ⇒ 유	as in you	우유, 유리
애 ⇒ 얘	as in yankee	얘야, 얘기
에 ⇒ 예	as in yes	예의, 시계

Vertical and Horizontal Vowels

Korean symbols are written in syllable groupings. The simplest syllable is written with one consonant and one vowel. There are two types of arrangements for vowels when they are attached to consonants. Some of the vowels form side-by-side arrangements, and the others form top-to-bottom arrangements. Listen to the instructor as the vowels are reviewed with their equivalent English. After you become familiar with the sounds, practice with a classmate.

(1) Vertical Vowels (Side-by-Side Arrangements)

		Vertical Vowels	Example
Consonant	Vowel	ㅏ	가
		ㅑ	샤
		ㅓ	어
		ㅕ	져
		ㅗ	비

(2) Horizontal Vowels (Top-to-Bottom Arrangements)

		Horizontal Vowels	Example
Consonant	Vowel	ㅓ	모
		ㅕ	교
Vowel		ㅗ	주
		ㅜ	유
		ㅡ	츠

Note:

1. Each part of the syllable should be equally divided between two smaller squares.
2. Each part of the syllable should be about the same size.

Exercise 11

Copy the eight basic vowels in the space below, as you pronounce them.

ㅏ	ㅑ	ㅓ	ㅕ	ㅗ	ㅛ	ㅜ	ㅠ

Exercise 12

Copy the six "y" diphthong vowels in the space below, as you pronounce them.

ㅟ	ㅠ	ㅢ	ㅤ	ㅥ	ㅦ

Exercise 13

Copy the six "w" diphthong vowels in the space below, as you pronounce them.

ㅘ	ㅙ	ㅚ	ㅛ	ㅜ	ㅠ

Exercise 14

The instructor will pronounce several vowel sounds. Listen to the sounds and write down the pronounced vowels.

Exercise 15

Create six Y-Vowels by combining the following six vowels and the "y" sound.
Repeat after the instructor.

(1) 아

(2) 애

(3) 오

(4) 어

(5) 예

(6) 우

Exercise 16

Practice pronouncing the following words that contain "w" vowels.

과자 원수 뒤 좌측 외과 해외 권투

Exercise 17

The class will be divided into pairs. When one person pronounces the six vowels, 아, 애, 오, 어, 예, and 이, the other will change each of them into the "w" diphthong vowels. Take turns and continue.

Exercise 18

Create six Y-Vowels by combining the following six vowels and the "y" sound.

- (1) 아
- (2) 어
- (3) 오
- (4) 우
- (5) 애
- (6) 예

Exercise 19

Practice pronouncing the following words that contain "y" vowels.

야구 우유 교사 여자 예의 가야 수여 유리

Exercise 20

The class will be divided into pairs. When one person pronounces the six vowels, 아, 어, 오, 우, 애, and 예, the other will change each of them into the "y" diphthong vowels. Take turns and continue.

Exercise 21

The class will be divided into two groups, a "w" diphthong group and a "y" diphthong group. The instructor will pronounce a list of syllables. When the instructor pronounces a syllable with a "w" diphthong vowel, the "w" diphthong group will write the syllable. When the instructor pronounces a syllable with a "y" diphthong vowel, the "y" diphthong group will write the syllable. The students should work as a group.

Exercise 22

The class will be divided into a few groups depending on the number of students. Each group will have a set of consonant cards and vowel cards placed on the table. After a member in each group pronounces a syllable sound, the other students will find and arrange both consonant and vowel cards to make the letter. The ㅏ, ㅑ, ㅓ, ㅕ, and ㅗ cards should be placed at the right side of the consonant, and the ㅜ, ㅡ, ㅛ, ㅠ, and ㅡ cards should be placed at the top of the consonant.

Exercise 23

When combining consonants and vowels, some of them are arranged side-by-side and others are arranged from top-to-bottom. Combine the following consonants and vowels to make each syllable sound. Practice pronouncing them with a classmate.

- (1) ㄱ + ㅓ
- (2) ㄴ + ㅓ
- (3) ㅋ + ㅓ
- (4) ㅎ + ㅜ
- (5) ㅈ + ㅓ
- (6) ㅊ + ㅓ
- (7) ㅋ + ㅡ

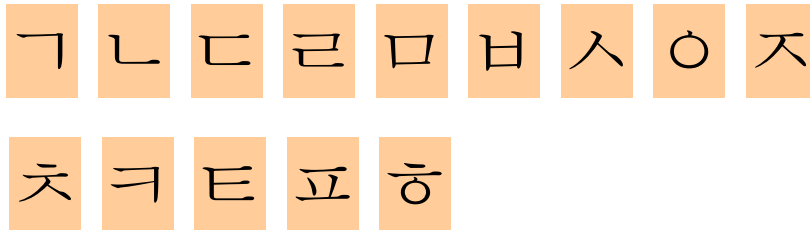
*Tip of the Day*

Korean consonants sound differently depending on where they are placed in a syllable. It is important to listen to the same consonant sound in different places to become familiar with it.

Consonants

There are 19 Korean consonants. Repeat the sounds after your instructor.

Basic Consonants

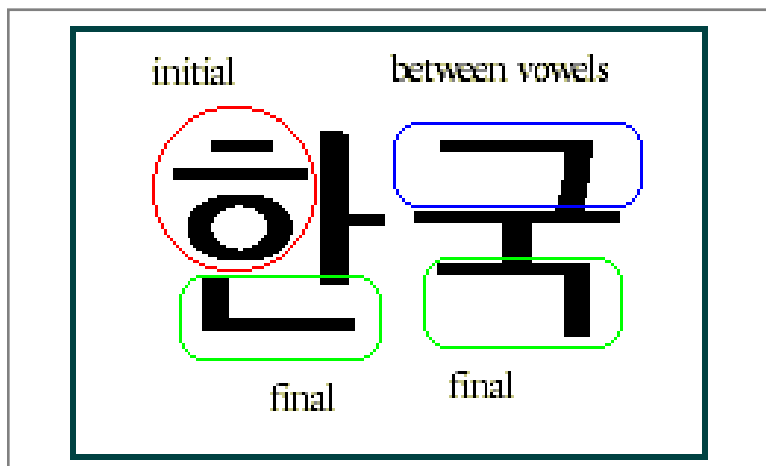


Glottalized Consonants



Consonant Sounds

Most of the Korean consonants are pronounced differently, depending on their position in a syllable. Usually, voiceless consonants become voiced and softer between vowel sounds. Use the following table as a reference.



Consonants	Initial		Between Vowels		Final	
	English	Example	English	Example	English	Example
ㄱ	g	가	g	사과	k	국
ㄴ	n	나	n	하나	n	잔
ㄷ	d	도	d	과도	t	단
ㄹ	l	루	r	하루	l	줄
ㅁ	m	머	m	재미	m	몸
ㅂ	b	비	b	준비	p	밥
ㅅ	s	소	s	주소	t	잇
ㅇ	Silent	이	Silent	아이	ng	강
ㅈ	j	자	j	투자	t	맞
ㅊ	ch	차	ch	화초	t	닳
ㅋ	k	코	k	방콕	k	억
ㅌ	t	타	t	구타	t	말
ㅍ	p	파	p	모피	p	옆
ㅎ	h	해	h	오후	Silent	놓



Non-Aspirated Consonants

Non-Aspirated Consonants	Initial Position		Final Position	
	English	Example	English	Example
ㄱ	goat	가구	bag	국
ㄴ	nose	너	none	눈
ㄷ	dog	돈	bed	곧
ㄹ	lesson	레슨	shell	길
ㅁ	mouth	미국	come	마음
ㅂ	bake	밭	Bob	입
ㅅ	soft	소리	hose	셋
ㅇ	orange	오렌지	Oreo	방
ㅈ	George	자리	garage	맞

Consonant "ㅇ"

The consonant "ㅇ" is used in 2 different ways in Korean syllables. When "ㅇ" is placed at the beginning of the syllable, it is silent and you will only hear the following vowel sound. When "ㅇ" is placed at the bottom of the syllable, it is pronounced as "-ng" in "king". You will see examples of the two different sound usages in the following table.



"o" position	Sound	Example
When "o" is placed at the beginning of the syllable	(Silent)	o + ㅏ ⇒ 아 o + ㅓ + ㄴ ⇒ 운 o + ㅣ + ㅁ ⇒ 임
When "o" is placed at the end of the syllable	o	ㅈ + ㅓ + o ⇒ 종 ㄱ + ㅏ + o ⇒ 강 o + ㅡ + o ⇒ 응

Word Formation

When you combine more than two characters to make a word, place the first two characters next to one another and the last character below them.

Aspirated Consonants

There are consonants in Korean that, like the English p, t, ch, and k, are accompanied by a strong puff of air. These Korean consonants are referred to as "aspirated" consonants. The symbols for them are modifications of the symbols for unaspirated consonants.

Aspirated Consonants	Initial and Between Vowels		Final
	English	Example	Example
ㅊ	church	책	돛
ㅋ	cook	칼	동녘
ㅌ	table	태극기	밭
ㅍ	paper	포도	앞
ㅎ	hat	하나	-

Exceptional Use of "ㅎ"

The following are examples of exceptions to the rules.

1. “ㅎ” is pronounced as the h in "hat" when placed at the beginning of the syllable.
2. Sounds are silent, as in "Sarah", when followed by a vowel (좋아요, 놓으세요).

Double Consonants

The "double" consonants are pronounced by holding your mouth tense and then suddenly releasing the sound without aspiration (that is, without a puff of air accompanying it). Listen to your instructor pronounce the following double consonants with the vowel ㅏ: ㄱㅏ, ㄷㅏ, ㅈㅏ, ㅊㅏ, and ㅉㅏ.

There are no consonants at the beginning of an English word that are pronounced like the Korean "double" consonants. However, when t, p, and k follow an s, they do not have aspiration and, therefore, sound similar to the Korean "double" consonants ㄱㅏ, ㄷㅏ, and ㅉㅏ. Listen to the instructor for the k, t, and p in "sky" (까), "style" (따), and "spy" (빠). Now listen to the Korean ㄱㅏ, ㄷㅏ, and ㅉㅏ.

Double Consonants	English	Example
ㄱㅏ	sky	꿀
ㄷㅏ	style	딸
ㅉㅏ	spoon	오빠
ㅈㅏ	hiss	
ㅊㅏ	-	동쪽

Exercise 24

Copy the nine basic consonants in the space below, as you pronounce them.

ㄱ	ㄴ	ㄷ	ㄹ	ㅁ	ㅂ	ㅅ	ㅇ	ㅈ

Exercise 25

Copy the five basic aspirated consonants in the space below, as you pronounce them.

ㅊ	ㅋ	ㅌ	ㅍ	ㅎ

Exercise 26

Copy the five glottalized consonants in the space below, as you pronounce them.

ㄱ	ㄴ	ㄷ	ㄹ	ㅂ

Exercise 27

Listen to the following syllables as they are pronounced by the instructor. Then, practice writing the syllables below.

- (1) 머, 이, 타, 해, 도
- (2) 하나, 주소, 구타, 오후, 준비
- (3) 잔, 밥, 맛, 억, 국
- (4) 차, 노래, 고기, 배
- (5) 꼬끼리, 손, 조개, 바다, 문

Exercise 28

Listen and repeat the following Korean words after the instructor.

(1) 가구, 돈, 발, 소리, 아내, 자리, 너

(2) 눈, 길, 입, 셋, 방, 마음, 곧

Exercise 29

The instructor will write down on the board two words that have similar, but not exact, consonant pronunciations. Then, the class will be divided into a few groups depending on the number of students. While the instructor pronounces a word in each pair, a member of each group will say the word that was just pronounced. The group that picks the correct word the most times wins the contest.

Exercise 30

Combine the following consonants and vowels to create syllables.

(1) ㅇ + ㅣ ⇒

(2) ㅇ + ㅡ + ㅇ ⇒

(3) ㄱ + ㅓ + ㅇ ⇒

(4) ㅊ + ㅓ + ㅇ ⇒

Exercise 31

Listen and repeat the following Korean words after the instructor.

- (1) 총, 키, 타조, 파란색, 하늘
- (2) 밧, 부엌, 밧, 앞
- (3) 좋아요, 놓으세요

Exercise 32

The class will be divided into two groups. When the instructor pronounces a list of syllables, the members of one group will raise their hands for the aspirated consonants **ㅌ**, **ㅋ**, **ㅍ**, and **ㅑ**, and those of the other group will raise their hands for the non-aspirated consonants **ㄷ**, **ㄱ**, **ㄷ**, and **ㅂ**. The person who fails to raise his/her hand when he/she should will be kicked out of the group. The group that has the more people at the end of the game, wins the contest.

Exercise 33

Listen and repeat the following Korean words after the instructor.

검, 꿈, 땀, 따로, 뽕, 씨, 싸우다, 서쪽

Exercise 34

The class will be divided into two groups. When the instructor pronounces a list of syllables, the members of one group will raise their hands for the glottalized consonants ㄱ, ㄷ, ㅂ, ㅍ, and ㅈ, and those of the other group will raise their hands for the non-glottalized consonants ㄴ, ㄸ, ㅃ, ㅆ, and ㅉ. The person who fails to raise his/her hand when he or she should will be kicked out of the group. The group that has the most people at the end of the game wins the contest.

Recognize Loaned Words

What do you call a vehicle that you flag down in the street and ask its driver to take you to your choice of destinations for a nominal fee? A 택시(taxi)! Unlike many countries that use the English alphabet, Korean and English do not share any cognates. Instead, Korean has many loaned words that come directly from English. Although many of these loaned words might sound a bit different from what you are used to, if you can recognize these words, you just might already know 10% of the Korean language.

The following is an example of commonly used loaned words in Korea. The corresponding English sounds are only approximations. None of the Korean vowels sound exactly like their English counterparts.

Taxi	택시	Tak-Ci
Bus	버스	Bu-S
Elevator	엘레베이터	Ele-Bai-Ter
Intelligent	인텔리	In-Tel-lee
Gas	가스	Kka-Ss
Restaurant	레스토랑	Rae-Ss-Tor-Rang
Ink	잉크	Ing-K~
Computer	컴퓨터	Com-Pu-Ter
Mouse	마우스	Ma-Woo-Su
McDonald's	맥도날드	Mac-Do-Nal-D
Monitor	모니터	Mo-Ni-Ter
Television	티비/텔레비전	Tee-B / Tel-Le-Be-Jurn

Exercise 35

With the help of your instructor, try to come up with as many loaned words as you possibly can. Practice writing and pronouncing them.



Tip of the Day

This picture shows the original text of Hun Min Chong Um, which was King Sejong's promulgation of the Korean script, Hangeul, invented in 1446.



Change of Sound in Syllable-Final Consonants

Placed at the end of a syllable, a consonant may sound differently than it does at the beginning of a syllable. Listen to the instructor pronounce the following words.

막	곧	법	갓	낫
---	---	---	---	---

ㄱ, ㄷ, ㅂ, ㅅ and ㅈ in syllable-final positions are not released. What does "releasing" mean? When pronouncing words such as tip, book, and but, you end the words with closure in the mouth. This closure may then (1) open with a puff of air or (2) remain closed. You are "releasing a consonant" if a puff of air follows. If the closure in your mouth remains, the consonant is "unreleased".

You might ask, "How do you pronounce ㅌ and ㅍ without releasing air?" You really can't. This means that ㅌ and ㅍ at the end of written syllables are pronounced like ㅊ. Read the syllables aloud and listen to the instructor.

곳	빋	곧
갓	낫	단

Question:

How do you know how to spell words ending in "t"? When you hear "kot", for example, there is no way of knowing by sound alone which of the three possible spellings, 곳, 곧, or 꺫, is correct. Unless, of course, you already know the correct spellings of the individual words. In these examples, 곳 means "place", 곧 means "soon" and 꺫 means "cape".

Consonant "ㅎ"

When a syllable-final consonant "ㅎ" is attached with the following word, it makes the non-aspirated consonants aspirated.

ㅎ + Consonant	Word	Pronunciation
ㅎ + ㄷ = ㅌ	좋다	조타
ㅎ + ㄱ = ㅋ	이렇게	이러케
ㅎ + ㅈ = ㅊ	그렇지만	그러치만

Exercise 36

Read the syllables aloud as you write them on a piece of paper.

갑, 역, 샷, 잣, 삽, 각, 돋, 맛, 찻

Exercise 37

The class will be divided into two groups. When the instructor shows a set of cards with ㄱ, ㅂ, ㄷ, ㅌ and ㅈ written on them, each member of one group will pronounce a syllable with the consonant at the beginning position, and each member of the other group will pronounce a syllable with the consonant at the final position.

Exercise 38

Read the following words aloud, as you write them on a piece of paper.

문	곧	불	강	맛
빛	종이	감자	양복	언제

Exercise 39

Read the following words aloud, as you write them on a piece of paper.

- (1) 파랗다
- (2) 노랗다
- (3) 저렇지만
- (4) 좋다
- (5) 이렇게
- (6) 그렇지만

Exercise 40

The class will be divided into two groups. When the instructor writes down a list of words with the ㅎ consonant at the syllable-final position, the members of one group will pronounce the word syllable-by-syllable without aspiration and those of the other group will pronounce the word naturally with aspiration.

Making a Syllable

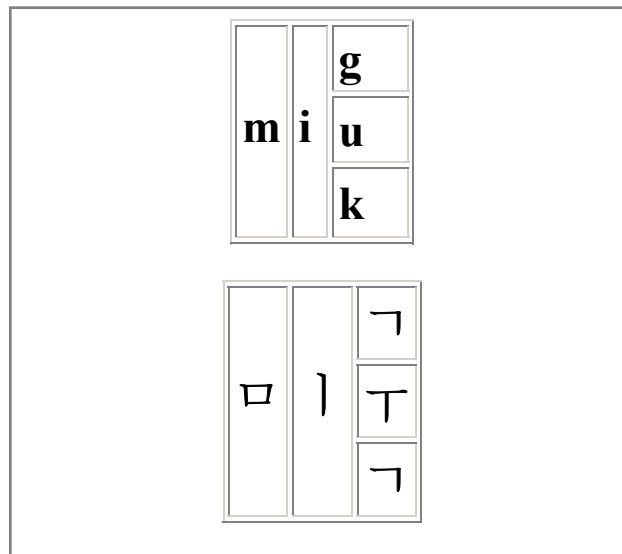
All words in Korean are composed of syllables, which follow these basic rules:

A syllable begins with a consonant.

A syllable has at least one consonant and one vowel.

Each syllable is written in a square box.

For example, the Korean word 미국, meaning "America", consists of the following consonants and vowels.

**Three Different Kinds of Korean Syllables**

There are 3 different kinds of Korean syllables: (1) consonant and vowel; (2) consonant, vowel, and one more consonant at the bottom; (3) consonant, vowel, and two more consonants at the bottom. Below you will see 3 different syllable combinations and some examples.

Syllables	Consonant + vowel	Example
Consonant + Vowel	ㄱ + ㅏ ⇒ 가 ㅅ + ㅓ ⇒ 서	나 비 소
Consonant + Vowel + Consonant	ㅅ + ㅏ + ㄴ ⇒ 산 ㅁ + ㅓ + ㄹ ⇒ 물	곰 돈 말
Consonant + Vowel + Consonant + Consonant	ㄱ + ㅏ + ㅅ + ㅏ ⇒ 값 ㅈ + ㅓ + ㄹ + ㅁ ⇒ 젊	닭 살

Two Rules to Pronounce Syllables

Some Korean syllables have two consonants at the bottom. There are two simple rules in pronouncing these words:

1. When placed at the bottom of the word, either the first or second consonant is pronounced (depending on the word).

돌	닭
---	---

2. When followed with a vowel, the second consonant sound migrates and is replaced by the following vowel sounds.

ㄱ	값이
ㄴ	값아
ㄹ	값다
ㄹ	값아

래	삶이
래	밝아
라	곧이
래	활아
래	읍어
랑	싫어
바	값이



Korean Syllables

The following is a table showing how Korean syllables are created. By combining consonants and vowels, you can make syllables. The first column (from top to bottom) contains consonants. The top row (from left to right) is vowels. Your instructor will pronounce the sounds. Repeat the sounds, while writing the appropriate syllables.

	ㅏ	ㅑ	ㅓ	ㅕ	ㅗ	ㅛ	ㅜ	ㅠ	ㅡ	ㅣ
ㄱ	가	갸	거	겨	고	교	구	규	그	기
ㄴ	나	냐	너	녀	노	뇨	누	뉴	느	니
ㄷ	다	댜	더	더	도	됴	두	듀	드	디
ㄹ	라	랴	러	려	로	료	루	류	르	리
ㅁ	마	먜	머	며	모	묘	무	뮤	므	미
ㅂ	바	뵤	버	벼	보	뵤	부	뷰	브	비
ㅅ	사	샤	서	셔	소	쇼	수	슈	스	시
ㅇ	아	야	어	여	오	요	우	유	으	이
ㅈ	자	쟸	저	져	조	죠	주	쥬	즈	지
ㅊ	차	챤	쳐	쳐	초	쵸	추	츬	츠	치
ㅋ	카	카	커	켜	코	쿄	쿠	큐	크	키
ㅌ	타	타	터	터	토	토포	투	튜	트	티
ㅍ	파	파	퍼	펴	포	포	푸	퓨	프	피
ㅎ	하	햐	허	혀	호	효	후	휴	흐	히

Exercise 41

Write syllables with the following consonants and vowels.

(1) ㅅ + ㅓ ⇒

(2) ㄷ + ㅣ ⇒

(3) ㄱ + ㅓ ⇒

(4) ㅇ + ㅓ + ㄴ ⇒

(5) ㅋ + ㅓ + ㅁ ⇒

(6) ㅈ + ㅓ + ㄱ ⇒

(7) ㄷ + ㅓ + ㄴ + ㅁ ⇒

(8) ㅅ + ㅓ + ㄴ + ㅁ ⇒

Exercise 42

Listen and repeat the following Korean words after the instructor.

앉아, 밝아, 값이, 읊어, 싫어, 앓다, 슬퍼, 활아

Exercise 43

The class will be divided into two groups. When the instructor writes down a list of words with two consonants at the syllable-final position, the members of one group will pronounce the word syllable-by-syllable and those of the other group will pronounce the word naturally with the sound migration.

Exercise 44

You have already studied the alphabetical order of consonants and vowels. Now, arrange the following groups of words in dictionary sequence.

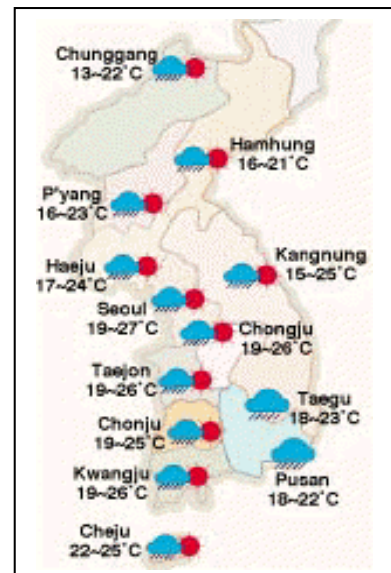
- (1) 매, 난, 국, 죽
- (2) 봄, 여름, 가을, 겨울
- (3) 고양이, 개, 사자, 동물
- (4) 사과, 배, 감, 수박
- (5) 감자, 무우, 당근, 오이

Exercise 45 (Group Work)

The class will be divided in groups. When a member in each group pronounces a syllable, the others will look for the syllable in the table on page 33 and circle it. Take turns.

*Tip of the Day*

Korea has four conspicuous seasons. The summer and winter are long and spring and fall are short. Summers are humid and hot while the winters are cold and dry.



Sentence Structure

In Korean, verbs are placed at the end of the sentence. Therefore, the object of the sentence is followed by the verb. Here are two different basic sentence types:

1. Subject + Verb

철민씨가	+	가요.
Mr. Chulmin		is going.

나는	+	학생이에요.
I		am a student.

2. Subject + Object + Verb

선생님이	+	책을	+	읽어요.
teacher		book		is reading.

톰은	+	사과를	+	좋아해요.
Tom		apple		likes.

Subject Markers and Object Markers

In the Korean language, grammatical markers must be attached at the end of the subject and object, indicating the words are either the subject or object of the sentence. "이" and "가" are used as subject markers, and "을" and "를" are used as object markers. The choice of which of the two markers to use in both cases are dependent upon the preceding consonant or vowel.

Subject Markers		Object Markers	
Consonant + 이	사람이 수박이	Consonant + 을	수학을 상철을
Vowel + 가	사자가 내가	Vowel + 를	영어를 고기를

If the preceding word ends with a consonant sound, the subject marker and the object marker are "이" and "을" respectively, and if the preceding word ends with a vowel sound, the subject marker and the object marker are "가" and "를" respectively.

사람 (consonant) +	이
	을

사자 (vowel) +	가
	를

Exercise 46

Insert correct subject markers after each word.

내 (), 수미(), 아들(), 새(), 빵(), 학교(), 사람(), 신()

Exercise 47

Insert correct object markers after each word.

아빠 (), 물 (), 우유(), 숙제(), 동생(), 백화점(), 소()

Exercise 48

Fill in the sentences provided below with the correct subject marker (S) and the correct object marker (O).

- (1) 영수(S)() 사과(O)() 먹어요.
- (2) 선생님(S)() 책(O)() 읽어요.
- (3) 학생(S)() 공(O)() 차요.
- (4) 어머니(S)() 빨래(O)() 해요.

(5) 고양이(S)() 밥(O)() 먹어요.

(6) 한국사람(S)() 영어(O)() 배워요.

Exercise 49

The class will be divided into two groups. While the instructor is pronouncing a list of words, one group will write down the correct subject markers for each word and the other group will write down the correct object markers for each word. When they finish, the students will count and compare if they have the same number of subject markers and object markers for the vowel sound words and the consonant sound words.

Intonation

Intonation in the Korean language is the same as in English; the intonation (↘) falls in the predicative and rises (↗) in the interrogative sentence.

Predicative Sentence

나는 한국 사람이에요. ↘

(I am Korean.)

날씨가 참 좋아요. ↘

(It's nice weather.)

Interrogative Sentence

대사관이 어디죠? ↗

(Where is the embassy?)

오늘 날씨가 어때요? ↗

(How is the weather today?)

Exercise 50

Listen and repeat the following Korean sentences after the instructor.

- (1) 오늘은 토요일이에요.
- (2) 내일은 내 생일이에요.
- (3) 이것은 무엇이죠?
- (4) 화장실이 어디죠?

Exercise 51

The class will be divided into two groups. When a member of one group says a predicative sentence, the members of the other will change the sentence into a interrogative sentence.



CULTURAL NOTES

King Sejong

King Sejong (1418~1450) was the fourth king of the Chosun dynasty. He had scholars create the Korean alphabet (Hangul) for the Korean language. Before that, Chinese characters had been used in documents. King Sejong the Great led the creation of Hangul with the help of scholars such as Jeong Inji, Choi Hang, Park Pengnyeon, Shin Sukju, Kang Heean, Yi Ke, and Sung SamMun. They were selected from among the many Jiphyonjon scholars and were especially engaged in researching the Korean character.



Hangul

Hangul, or the "great letters", was invented in 1446 in a simple yet systematic design. Contrary to a common notion, it is not just a phonetic system of alphabet, but a system of syllabary bound by meaning, based on the highly accurate observation of speech organs and subsequent invention of new letter forms.

Activity 1

The Korean consonants and vowels are mixed below. Separate the consonants from the vowels.

- (1) ㅈ, ㅊ, ㅊ, ㅊ, ㅊ, ㅊ
 Consonants:
 Vowels:
- (2) ㅈ, ㅊ, ㅊ, ㅊ, ㅊ, ㅊ
 Consonants:
 Vowels:
- (3) ㅈ, ㅊ, ㅊ, ㅊ, ㅊ, ㅊ
 Consonants:
 Vowels:
- (4) ㅈ, ㅊ, ㅊ, ㅊ, ㅊ, ㅊ
 Consonants:
 Vowels:
- (5) ㅈ, ㅊ, ㅊ, ㅊ, ㅊ, ㅊ
 Consonants:
 Vowels:

APPLICATION
ACTIVITIES

Activity 2

The Korean consonants and vowels are mixed below. Separate the vowels from the consonants.

- (1) ㅈ, ㅊ, ㅊ, ㅊ
 Consonants:
 Vowels:
- (2) ㅈ, ㅊ, ㅊ, ㅊ
 Consonants:
 Vowels:
- (3) ㅈ, ㅊ, ㅊ, ㅊ
 Consonants:
 Vowels:

(4) ㅅ, ㅇ, ㅈ

Consonants:

Vowels:

(5) ㅊ, ㅍ, ㅍ

Consonants:

Vowels:

Activity 3

Listen to the instructor make the following sounds and write them down.

- (1)
- (2)
- (3)
- (4)

Activity 4

Your instructor will spell 5 Korean city names aloud. Write them out as dictated.

- (1)
- (2)
- (3)
- (4)
- (5)

Activity 5

Your instructor will read a list of Korean participants in a Tae Kwon Do course. Check those who registered for this course.

- (1) 김현철
- (2) 박경수
- (3) 이성미
- (4) 조동호
- (5) 최태웅

Activity 6

Re-arrange the following lists of consonants in alphabetical order.

- (1) ㅅ, ㄷ, ㅇ
- (2) ㄴ, ㅂ, ㅋ
- (3) ㅎ, ㅈ, ㄹ
- (4) ㄱ, ㅍ, ㅁ

Activity 7

Re-arrange the following lists of vowels in alphabetical order.

- (1) ㅓ, ㅕ, ㅑ
- (2) ㅞ, ㅣ, ㅜ
- (3) ㅡ, ㅓ, ㅗ

Activity 8

Re-arrange the following lists of syllables in alphabetical order.

- (1) 거, 마, 루
- (2) 시, 위, 노
- (3) 다, 포, 미
- (4) 버, 주, 키
- (5) 파, 네, 혀

Activity 9

Re-arrange the following lists of words in alphabetical order.

- (1) 컴퓨터, 책, 연필
- (2) 감, 사과, 배
- (3) 서울, 부산, 광주
- (4) 김현미, 이동진, 박광수
- (5) 한국, 미국, 일본



Activity 1

The class will be divided into two groups. Each group will be given the same set of characters on a card. Each group will choose one member to read the characters aloud while the other members will write down the characters their colleague reads. The group that has the most correctly written characters will win the contest.

Activity 2

Each student will bring a Korean to English dictionary into the class. The class will be divided into two groups. When the instructor writes down Korean words on the board, the students will look up the words in the dictionary and say the equivalent English word. Each word is one point, and the group that reaches ten points first, will win the contest.

Activity 3

The class will be divided into a few groups depending on the number of students. After a member in each group pronounces a vowel sound, the others will write down the sound they just heard. Students will check what the others have written and see whether their symbols are the same as the others. Corrections will be made as needed.

Activity 4

The class will be divided into a few groups depending on the number of students. After a member in each group pronounces a consonant sound, the others will write down the sound they just heard. The students will look around and see if their symbols are the same as the others. Corrections will be made as needed.

Activity 5

Listen to the following syllables as the instructor pronounces them, and practice writing them below.

- (1) 군, 인
- (2) 자, 랑, 삼, 다
- (3) 미국, 한국, 일본, 중국
- (4) 책상, 연필, 공책, 필통, 지우개
- (5) 사랑방, 이불, 컴퓨터, 소리개, 참새

SKILL
ENHANCEMENT**Activity 6**

The instructor will write two syllables that have the same vowel but different consonants on the board. Then, the class will be divided into two groups. After the instructor pronounces a syllable in each pair, a member of each group will pick and state the syllable that was just pronounced. The group that picks the correct syllable the most, wins the contest.

*The instructor must include special cases!

Activity 7

Using the provided words, render the following sentences into Korean.

새가 (a bird), 물을 (water), 편지를 (a letter), 와요 (is coming), 데이비드가 (David), 날아요 (is flying), 나는 (I), 마셔요 (am drinking), 버스가 (a bus), 써요 (is writing)

- (1) A bird is flying.
- (2) A bus is coming.
- (3) David is writing a letter.
- (4) I am drinking water.

Activity 8

Your instructor will sound out 10 syllables. Listen carefully and check the written syllables that you hear.

- (1)
 - (a) 전혀
 - (b) 전쟁
 - (c) 전화

- (2)
 - (a) 고리
 - (b) 소리
 - (c) 자리

- (3)
 - (a) 여자
 - (b) 여름
 - (c) 요리

- (4)
 - (a) 봄철
 - (b) 보자
 - (c) 봉사

- (5)
 - (a) 휴일
 - (b) 하늘
 - (c) 회의

- (6)
 - (a) 대위
 - (b) 대장
 - (c) 사위

- (7)
 - (a) 민간인
 - (b) 산간인
 - (c) 방관인

(8)

- (a) 자리
- (b) 다리
- (c) 머리

(9)

- (a) 열흘
- (b) 열병
- (c) 열사

(10)

- (a) 사다
- (b) 가다
- (c) 바다

Activity 9

Your instructor will read the names of six professions aloud. They are each written below with a missing syllable. Write those missing syllables in the spaces provided as you hear them.

(1) 특__ 대

(2) 건__가

(3) 엔지__어

(4) 신__기차

(5) __무원

(6) __

1. Practice pronouncing the following syllables.

아 고 러 부 치 녀 묘 프 휴 샤

2. The following are some Korean consonants and vowels in alphabetical order.

ㄱ ㄴ ㄷ ㄹ ㅁ ㅂ ㅅ ㅇ ㅈ ㅊ ㅋ ㅌ ㅍ ㅎ
 ㅏ ㅑ ㅓ ㅕ ㅗ ㅛ ㅜ ㅠ ㅡ ㅣ


In a dictionary, words are arranged according to the consonant sequence. Then, words that begin with the same consonant are arranged in the proper vowel order.

Rearrange the following syllables in alphabetical order.

- (1) 너, 아, 구
- (2) 마, 자, 호
- (3) 두, 타, 서

Now, rearrange the following words in alphabetical order.

- (1) 가위, 아버지, 마차
- (2) 다리미, 사다리, 바지
- (3) 주사위, 나무, 바위



3. The following are 13 complex vowels (diphthongs). Listen to them carefully and repeat after the speaker.

(Listen to the homework audio CD Track 1 - M1L1HW3)

ㅑ ㅕ ㅠ ㅓ ㅗ ㅛ ㅜ ㅝ ㅞ ㅟ ㅠ ㅡ ㅢ

Listen to the following syllables with diphthong vowels and practice pronouncing them aloud.

규 저 애 네 카 료 과 돼 쇠 뒤 의 뭐 웨

Now, listen to the following words with diphthong vowels and practice pronouncing them aloud.

과일 머느리 얘기 의자 보료 위로 돼지 유리
쇠고기 카바레

4. The following are five glottalized consonants. Listen to them carefully and repeat after the speaker.

(Listen to the homework audio CD Track 2 - M1L1HW4)

ㄱ ㄷ ㅂ ㅅ ㅈ

(1) Listen to the following syllables with glottalized consonants and practice pronouncing them aloud. Also, practice writing the syllables you hear.

(2) Now, listen to the following words with glottalized consonants and practice pronouncing them aloud. Also, practice writing the syllables you hear.

5. The consonant "ㅇ" is pronounced in two different ways. When "ㅇ" is placed at the beginning of the syllable, it is silent and you will hear only the following vowel sound. When "ㅇ" is placed at the bottom of the syllable, it is pronounced like the English "ng" sound in "sing".

(Listen to the homework audio CD Track 3 - M1L1HW5)

(1) Listen to the following syllables with the consonant "ㅇ" and practice pronouncing them aloud.

아 밍 상 야 오 경 봉 유 궁 이 요 창 예

(2) Now, listen to the following words with the consonant "ㅇ" and practice pronouncing them aloud.

상장 용광로 야유회 이유 방랑 깡통 아리랑 청명 우유 양반

6. When placed at the end of a syllable, a consonant may sound different than it does at the beginning of a syllable.

(Listen to the homework audio CD Track 4 - M1L1HW6)

Practice pronouncing the following syllables with the consonants, ㄱ, ㅂ, ㄷ, ㅌ, ㅈ placed at the end.

박 섭 돛 엇 갈 벗 떡 셋 잣 국 탑 단 엇

7. Listen to the following syllables and compare the pronunciation of the consonants when they are placed at the beginning and end of a syllable.

(Listen to the homework audio CD Track 5 - MIL1HW7)

강/박 방/탑 소/옷 달/곧 잠/엇

Now, practice pronouncing the following words.

각양각색 밥그릇 버섯 젓소 단다 약국 합의 엇그제 받침 옷장

8. Let's practice pronouncing Korean vowels that are similar to English vowels. Listen to the following and repeat.

(Listen to the homework audio CD Track 6 - MIL1HW8)

(1) ㅏ sound: 하마 (hippo), 차 (car; tea), 마차(cart), 나라 (nation; country)

(2) ㅓ sound: 소 (cow), 오이 (cucumber), 고모(aunt; father's sister),
모기(mosquito), 도둑 (thief)

(3) ㅗ sound: 구리 (copper), 부두 (pier), 주사 (injection), 무당 (shaman)

(4) ㅜ sound: 이빨 (tooth), 비누 (soap), 지도 (map), 시장 (market; mayor),
미신(superstition)

9. Let's practice our pronunciation of the consonants that are similar to English.
Listen and repeat.
(Listen to the homework audio CD Track 7 - MIL1HW9)

- (1) ㄴ sound: 남 (south; outsider), 너 (you), 노랑 (yellow)
- (2) ㅁ sound: 말 (horse; speech/language), 무기 (weapon), 마음 (mind),
미사일 (missile)
- (3) ㅅ sound: 산 (mountain), 소 (cow), 산소 (tomb), 세수 (washing one's face)
- (4) ㅎ sound: 하나 (one), 혀 (tongue), 허리 (waist), 화재 (fire)

10. Let's practice pronouncing Korean vowels. Listen and repeat.
(Listen to the homework audio CD Track 8 - MIL1HW10)

- (1) ㅓ sound: 서점 (bookstore), 거리 (street), 벌레 (insect; worm),
저축 (saving), 더러움 (uncleanliness)
- (2) ㅡ sound: 그림 (painting; picture), 크기 (size), 슬픔 (sadness),
그물 (net)
- (3) ㅕ sound: 게 (crab), 세상 (world), 그네 (swing), 제로 (zero),
가게 (store), 게시판 (bulletin)
- (4) ㅗ sound: 새 (bird), 매 (falcon), 배 (ship; boat), 개 (dog), 애 (baby;
child), 재 (ash), 해 (the sun)

11. Let's practice our pronunciation of the consonants that are different from English.
Listen and repeat.

(Listen to the homework audio CD Track 9 - M1L1HW11)

- (1) ㄱ sound: 강, 구경, 국가, 가구
- (2) ㄷ sound: 돈, 답, 다리미, 다리, 두부
- (3) ㄹ sound: 갈대, 길이, 발길, 발, 머리, 바람
- (4) ㅂ sound: 바람, 보물, 부자, 부인, 방
- (5) ㅈ sound: 조상, 주사, 지렁이, 정신, 조심, 지진



12. When combining consonants and vowels, some of them are arranged side-by-side, while others are arranged from top-to-bottom. Combine the following consonants and vowels to make syllables.

(1) ㄱ + ㅏ, ㄱ + ㅏ + ㄷ

(2) ㅅ + ㅣ, ㅅ + ㅣ + ㅁ

(3) ㅁ + ㅓ, ㅁ + ㅓ + ㄷ

(4) ㅎ + ㅓ, ㅎ + ㅓ + ㄱ

(5) ㄷ + ㅓ, ㄷ + ㅓ + ㅅ

(6) ㅇ + ㅓ, ㅇ + ㅓ + ㄴ

(7) ㅋ + ㅓ, ㅋ + ㅏ + ㅇ

13. Listen to the syllables and write them down.

(Listen to the homework audio CD Track 10 - M1L1HW13)

(1)

(2)

(3)

14. Read the following Korean words aloud to practice your pronunciation.

(1) 나라, 나무, 노래, 누나

(2) 눈, 감, 입, 셋, 방

(3) 가방, 학교, 선생, 칠판, 교실

15. Combine the following consonants and vowels to create syllables. Listen to the resulting sounds.


(Listen to the homework audio CD Track 11 - M1L1HW15)

(1) ㅇ + ㅈ + ㅓ ⇒

(2) ㄱ + ㅡ + ㅛ ⇒

(3) ㅅ + ㅓ + ㅛ ⇒

(4) ㅅ + ㅈ + ㅓ ⇒



16. Listen to the following Korean words and check one word in each group below that matches the word you heard.

(Listen to the homework audio CD Track 12 - M1L1HW16)

- (1) 하늘, 하날, 하닐, 하널
- (2) 보람, 부림, 바람, 버림
- (3) 치질, 지령, 지친, 지진

17. Read the following Korean words aloud to practice your pronunciation.

- (1) 껌, 꿈, 꾸중, 까치
- (2) 땀, 따로, 땅, 때
- (3) 뺨, 빵, 빨래, 뽕
- (4) 씨, 싸우다, 쑥, 썰물

18. Sound out syllables with the following consonant and vowel sounds. Write them down accordingly.

ㅅ + ㅓ ⇒

ㅈ + ㅓ ⇒

ㅈ + ㅓ ⇒

ㅇ + ㅓ + ㄴ ⇒

ㄱ + ㅓ + ㅓ ⇒

ㅌ + ㅓ + ㄴ ⇒

ㄷ + ㅓ + ㄴ ⇒

ㅌ + ㅓ + ㅍ ⇒

19. Listen and pronounce the following Korean words aloud.

(Listen to the homework audio CD Track 13 - M1L1HW19)

없어라, 닦아라, 값을, 읊어라, 싫으니?, 앓아라, 활은다

20. Rearrange the following groups of words in alphabetical order.

(1) 매, 란, 국, 족

(2) 동, 서, 남, 북

(3) 쥐, 소, 호랑이, 토끼

(4) 사과, 배, 대추, 감

21. Listen to the following clip and check the syllable you heard in each group below.
(Listen to the homework audio CD Track 14 - M1L1HW21)

(1)

- (a) 바
- (b) 버
- (c) 보
- (d) 비

(2)

- (a) 감
- (b) 갈
- (c) 강
- (d) 갑

(3)

- (a) 축
- (b) 죽
- (c) 중
- (d) 쪽

(4)

- (a) 지
- (b) 주
- (c) 쥐
- (d) 죄

(5)

- (a) 동
- (b) 도
- (c) 둥
- (d) 돔

22. Fill in each blank with the word given and the object marker.

- (1) 선생님이 ___ 읽어요. (책; book)
- (2) 톰은 ___ 좋아해요. (사과; apple)
- (3) 사자는 ___ 먹어요. (고기; meat)

23. When a syllable-final consonant "ㅎ" is blended with another consonant, it makes the non-aspirated consonant aspirated.

Practice pronouncing the following words with a syllable-final consonant "ㅎ".

하얗다 파랗다 그렇다 그렇지만 파랗지만

24. The Korean alphabet is highly phonetic. Still, you cannot transcribe words as they sound for various reasons. Try correcting the following misspelled words below.

Example: 하야타 (It is white.) Answer: 하얗다

- (1) 그리타 (That is the case.)
- (2) 파라타 (It is blue.)
- (3) 그리쿠나 (I see.)

25. In Korean, the relative order between a subject and an object is flexible as long as both of them precede a verb. However, when an object precedes a subject, the object marker must always be used.

나는 영어를/영어 공부한다.

영어를 나는 공부한다.

Read the following sentences and try reversing the order between the subject and the object.

(1) 선생님이 신문을 읽어요.

(2) 나는 점심을 먹어요.

(3) 사자는 고기를 좋아해요.

26. Read the following and circle the suitable subject marker.

(1) 내(이/가) 간다. (I am going.)

(2) 수미(이/가) 간다. (Sumi is going.)

(3) 내아들(이/가) 최고다. (My son is the best.)

(4) 새(이/가) 듣는다. (A bird might hear. → Be careful lest someone might overhear!)

(5) 빵(이/가) 맛있다. (The bread is delicious.)

27. Listen to the following and insert correct object markers in the blanks.
(Listen to the homework audio CD Track 15 - M1L1HW27)

- (1) 아빠 ___ 사랑한다. (I love Dad.)
- (2) 물 ___ 마신다. (I am drinking water.)
- (3) 숙제 ___ 한다. (I am doing my homework.)
- (4) 동생 ___ 만난다. (I am meeting my younger brother/sister.)
- (5) 백화점 ___ 좋아한다. (I like department stores.)

28. Fill in the sentences below with the correct subject marker and object marker.

- (1) 동수 ___ 과자 ___ 먹어요. (Dong-soo is eating cookies.)
- (2) 선생님 ___ 책 ___ 읽어요. (The teacher is reading a book.)
- (3) 학생 ___ 공 ___ 차요. (The student is kicking a ball/playing soccer.)
- (4) 언니 ___ 빨래 ___ 해요. (My older sister is doing the laundry.)
- (5) 고양이 ___ 생선 ___ 먹어요. (The cat is eating a fish.)