

C H I N E S E - C A N T O N E S E

Basic Course

Volume VIII

Lessons 1-26

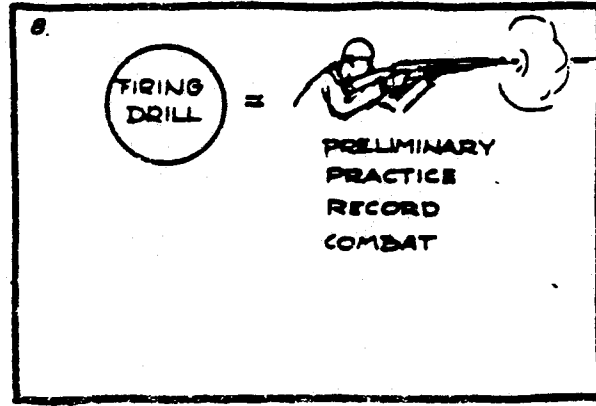
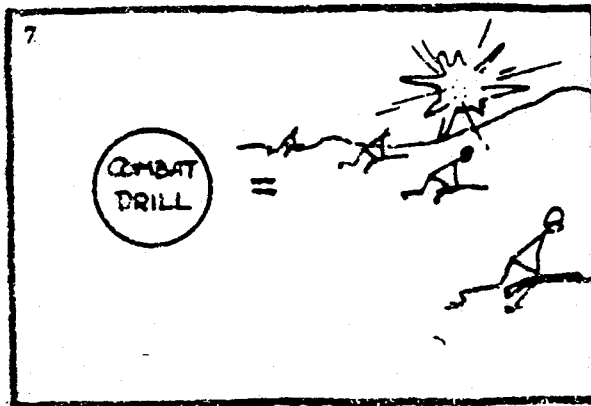
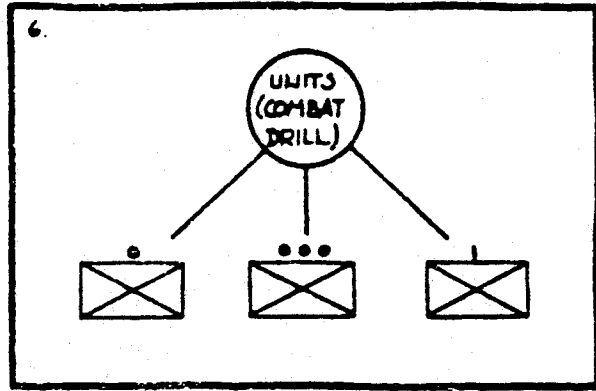
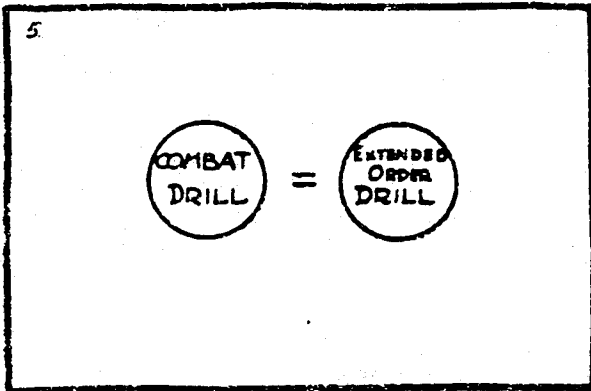
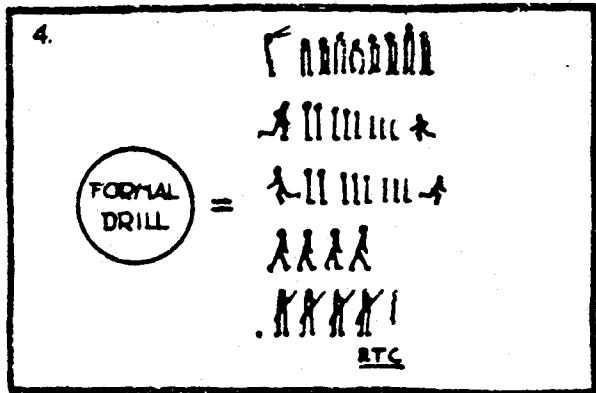
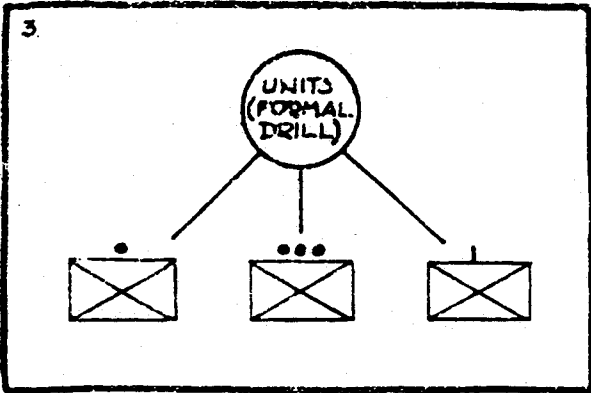
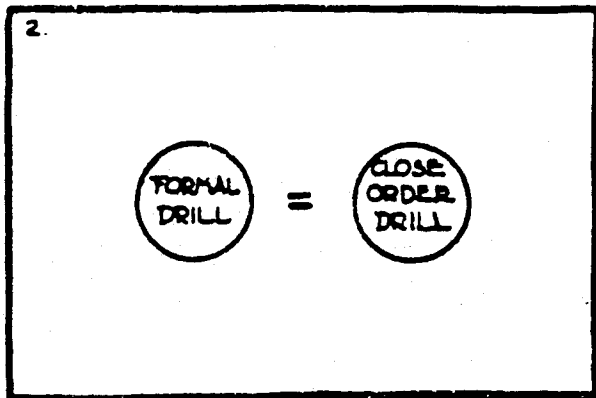
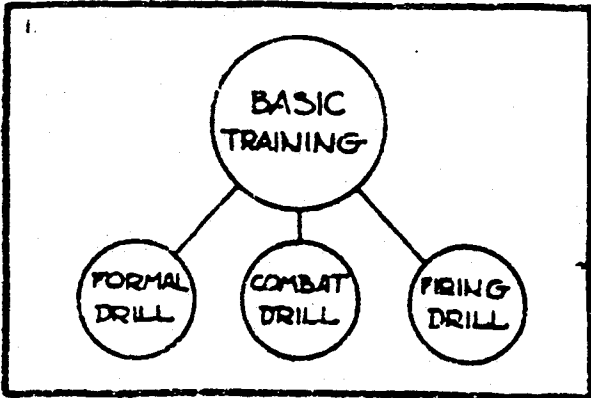
July 1965

DEFENSE LANGUAGE INSTITUTE
FOREIGN LANGUAGE CENTER

CONTENTS

PART I, Lessons 1-26 1-268
PART II, Character Text for Lessons 1-26 1-82

PART I
LESSON 1



LESSON 1

ORAL MATERIAL - DIALOGUE

- Mân: Kwan-yân yâp-nǎ chi-haû, heî-shaú kè fân-lîn hái mi-yě?
- Taáp: Kwan-yân yâp-nǎ chi-haû, heî-shaú kè fân-lîn hái kei-poón fân-lîn.
- M: Kei-poón fân-lîn paau-k'òt hó toh yě, taân-hái tsui kán-iú kè yě hái mi-yě?
- T: Kei-poón fân-lîn paau-k'òt hó toh yě, taân-hái tsui kán-iú kè hái chái-shik kaaù-lîn, chîn-taù kaaù-lîn, t'ung shê-kik kaaù-lîn.
- M: Chái-shik kaaù-lîn yaú kiù-tsô mi-yě kaaù-lîn à?
- T: Chái-shik kaaù-lîn yaú kiù-tsô mât-tsaáp tuí-yíng kaaù-lîn.
- M: Chái-shik kaaù-lîn kè kei-poón taan-wai* hái mi-yě ne?
- T: Chái-shik kaaù-lîn kè kei-poón taan-wai* hái paan, p'aaí, lîn.
- M: Chái-shik kaaù-lîn paau-k'òt mi-yě à?
- T: Chái-shik kaaù-lîn paau-k'òt tuí-yíng p'in-shíng, tsaáp-hêp t'ung kaaí-saán, pô-faát, ts'o-ch'eung faát, haäng-tsùn, fong-heung tuí-yíng pín-oôn táng-táng.
- M: Chîn-taù kaaù-lîn yaú kiù-tsô mi-yě à?
- T: Chîn-taù kaaù-lîn yaú kiù-tsô saân-hoi tuí-yíng kaaù-lîn.
- M: Chîn-taù kaaù-lîn kè taan-wai* hái mi-yě ne?
- T: Chîn-taù kaaù-lîn kè taan-wai* yik-to hái paan, p'aaí, lîn.
- M: Chîn-taù kaaù-lîn paau-k'òt ti mi-yě ne?
- T: Chîn-taù kaaù-lîn paau-k'òt kung-kik kè tuí-yíng t'ung wân-túng, waák-ché fōng-uê kè tuí-yíng t'ung wân-túng.

LESSON 1

ORAL MATERIAL - DIALOGUE

M: Shê-kik kaaù-lîn paau-k'òt mi-yě ne?

T: Shê-kik kaaù-lîn paau-k'òt shê-kik uê-tsaâp, shê-kik shât-tsaâp, kei-lûk shê-kik-t'ung chin-taù shê-kik.

LESSON 1

TRANSLATION OF DIALOGUE

Question: After the service man has enlisted, what is the beginning training?

Answer: After the service man has enlisted, the beginning training is the basic training.

Q: Basic training includes many things; what are the most important?

A: Basic training includes many things. But the most important are formal drill, combat drill, and firing drill.

Q: What is formal drill also called?

A: Formal drill is also called close order drill.

Q: What are the basic units of formal drill?

A: The basic units of formal drill are the squad, platoon and company.

Q: What does formal drill include?

A: The formal drill includes formation, fall-in and fall-out, gait, manual of arms, march, change of direction and formation.

Q: What is combat drill also called?

A: Combat drill is also called extended order drill.

Q: What are the units of combat drill?

A: The units of combat drill are also the squad, platoon, and company.

Q: What does combat drill include?

LESSON 1

TRANSLATION OF DIALOGUE

A: Combat drill includes the formation and movement in attack or defense.

Q: What does firing drill include?

A: Firing drill includes preliminary firing, practice firing, record firing, and combat firing.

LESSON 1

ORAL MATERIAL - RECOMBINATION AND TRANSLATION

1. The movements of these units were carefully planned by General Fong.
2. I can see that company A is not in formation.
3. Instructor Wong will teach you manual of arms day after tomorrow.
4. Get your men to fall-in and then march them to the dining hall for breakfast.
5. You have to learn the preliminary firing before practice firing. They are not exactly the same.
6. According to my opinion, they should have more practices on extended order drill.
7. This unit will not be dismissed until everyone of them knows the gait drills thoroughly.
8. I want to see you people executing the close order drill as well as those people.
9. When you hear my signal, all of you will advance and attack.
10. Can you tell me exactly what record firing is?
11. It is the duty of every man, woman and child to defend their own country.
12. When you reach the intersection your unit will make a complete change of direction and formation.
13. Combat drill is very important especially in hand-to-hand fighting.

LESSON 1

ORAL MATERIAL - RECOMBINATION AND TRANSLATION

14. The new recruits are doing formal drills every morning for one and a half hour.
15. Basic training for a soldier begins with formal drill.
16. What did you learn when you were in high school?

LESSON 1

WORD LIST

- | | |
|------------------------------------|---|
| 1. chài-shik
kaaù-lîn | formal drill, the drill to
develop control, discipline, team-
work, and facility in execution |
| 2. chin-taù kaaù-lîn | combat drill |
| 3. fong-heùng tuí-
yíng pín-oôn | change of direction and
formation |
| 4. hāng-tsùn | march; to advance |
| 5. kaaí-saàn | fall-out; to disorganize |
| 6. kei-lúk shê-kik | record firing |
| 7. kung-kik | attack; to attack |
| 8. mât-tsaâp tuí-yíng
kaaù-lîn | close order drill |
| 9. pô-faàt | gait |
| 10. saàn-hoi tuí-yíng
kaaù-lîn | extended order drill |
| 11. shê-kik shât-tsaâp | practice firing |
| 12. shê-kik uê-tsaâp | preliminary firing |
| 13. tsaâp-hôp | fall-in; to assemble |
| 14. ts'o-ts'eung-faàt | manual of the rifle; manual
of arms |
| 15. tuí-yíng p'in-shíng | formation organizing, formation |
| 16. wân-túng | movement; to move |

LESSON 1

READING MATERIAL

933

畢 pat: the final, end; complete.

完畢 uân-pat: over; ended.

畢竟 pat-king: after all; finally.

182

罰 fâ: (fâit): to punish; fine; forfeit

責罰 ch'âk-fâ: reprimand; blame

賞罰 sh'ang fâ: rewards and punishment

罰款 fâ fôk: fines; to fine

1308

罪 tsui: fault; sin; crime; punishment.

罪惡 tsui-ôk: crime; sin.

罪過 tsui-kwôh: fault; offense; misdeemeanour.

死罪 sî tsui: death sentence

定罪 têng tsui: to fix a punishment.

畢

罰

罪

畢

罰

罪

1166

盜 t'ô: to rob; to steal, a robber; pirate; robbery

盜賊 t'ô ts'âk: bandit; robber.

強盜 k'iang t'ô: highway robber.

盜賣 t'ô saaf: to sell property which has been stolen from other.

1196

賊 ts'âk: thief; robber.

賊頭 ts'âk t'âu: leader of the robbers.

小賊 siú ts'âk: a petty thief.

盜

賊

盜

賊

盜

賊

LESSON 1

READING MATERIAL

1168

稻 t6: growing rice.
 稻草 t8 ts'6: straw.
 稻田 t8 t'In rice field.

186

匪 .fai: vagabond;
 seditions
 土匪 t'6 fai: bandit
 匪徒 fai-t'8:
 robbers

120

朱 chue: red color
 朱紅 chue-hung: scar-
 let; vermilion
 朱顏 chue-yan: ruddy
 face

稻 匪 朱

稻 匪 朱

1436

王 wōng: king; prince;
 ruler.

王位 wōng wai: throne;
 rank of king.

1416

喂 wai: to feed; to
 suckle.

喂奶 wai naai: to suckle.
 to feed with
 milk.

王

喂

王 喂

王 餵 餵 喂

LESSON 1

READING MATERIAL

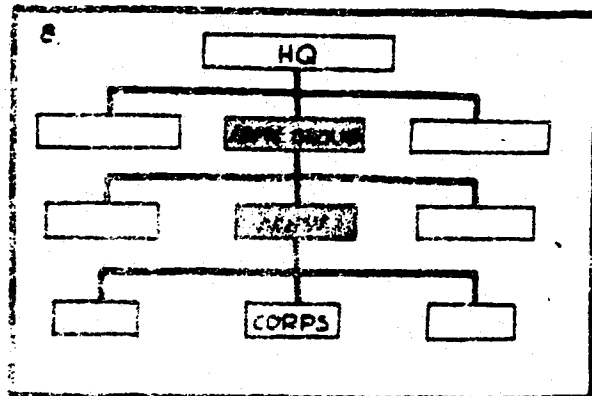
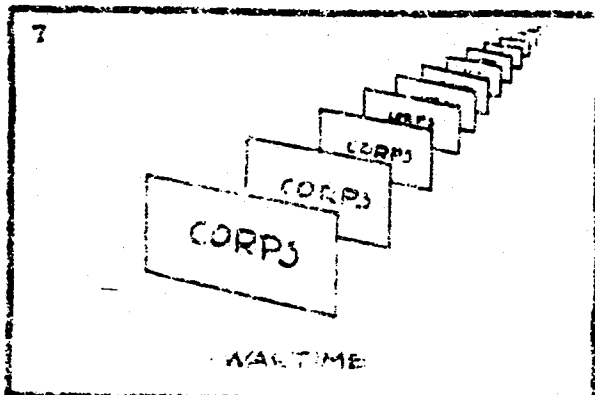
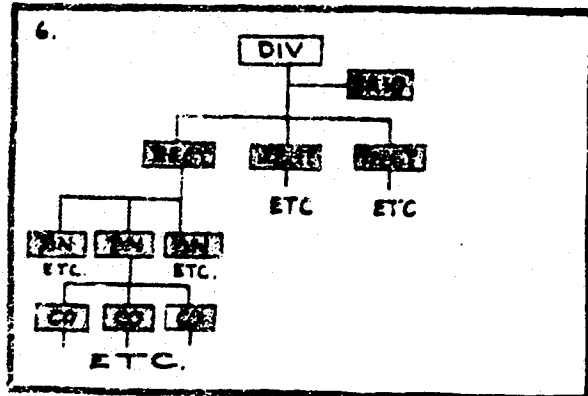
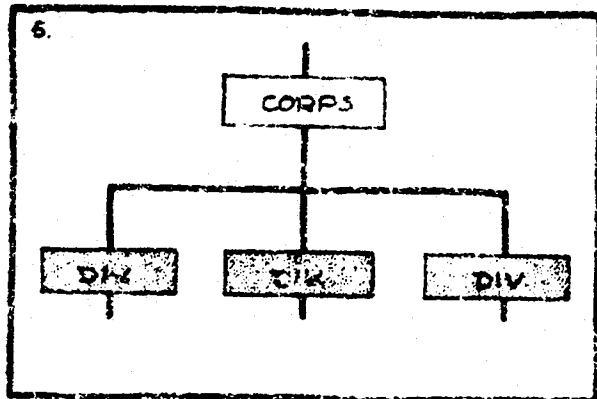
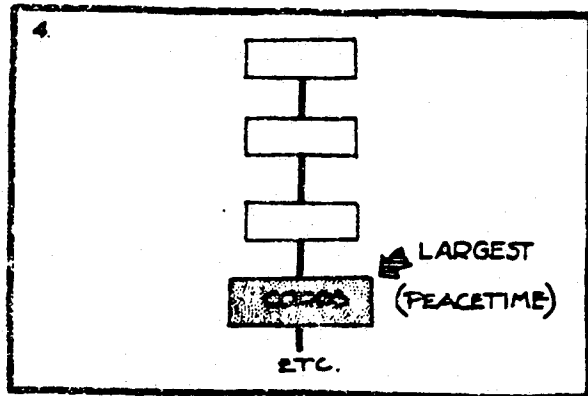
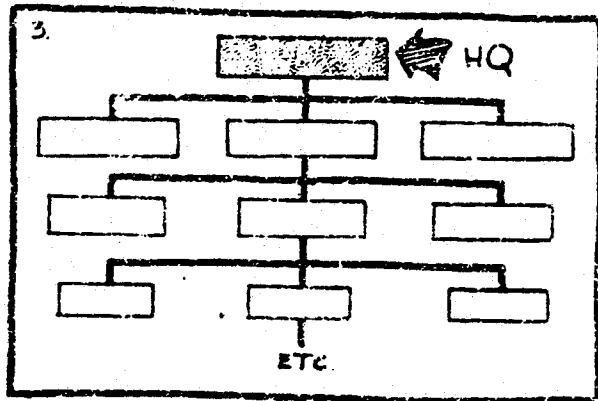
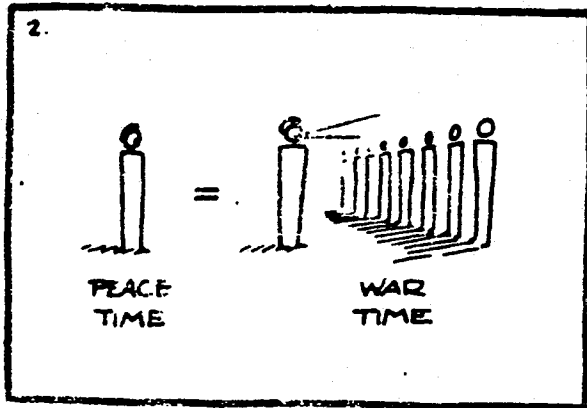

訓練教成等位形錄
種射種編換單隊紀
此同此形變本之習
訓練隊形基禦實
訓教教舍隊練防擊
受門形包向教者射
所戰隊練方形或習
始練集教進隊擊預
開教密連行開攻擊
人式為排法散舍射
軍制稱班槍為包有
係係又為操稱練擊
練份練位法又教教射
訓部教單步練連擊門
本要式本散教排射戰
基主制基解門班動同
之練之合戰為運擊
練教練集等亦同射

LESSON 1

WRITING MATERIAL

畢	Character Number 833		Radical Number 102				
	Stroke Number 11		田				
	丨	冂	冂	日	日	日	日
	畢	畢	畢				
罰	Character Number 182		Radical Number 122				
	Stroke Number 14		四 . 讠				
	丨	冂	冂	四	四	四	四
	罰	罰	罰	罰	罰		
罪	Character Number 1308		Radical Number 122				
	Stroke Number 13		四 . 四				
	丨	冂	四	四	四	四	四
	罪	罪	罪	罪			
盜	Character Number 1166		Radical Number 108				
	Stroke Number 12		四				
	丨	讠	讠	讠	讠	讠	讠
	盜	盜	盜	盜			
賊	Character Number 1196		Radical Number 154				
	Stroke Number 13		貝				
	丨	冂	月	月	貝	貝	貝
	賊	賊	賊	賊			

LESSON 2



LESSON 2

ORAL MATERIAL - DIALOGUE

Mân: Kwòk-fōng-pô hai yat-kòh mi-yě kei-kwaan?

Taap: Kwòk-fōng-pô hai kwòk-ka tsui ko kè kwan-ching kei-kwaan.

M: Kwòk-fōng-pô foô-chaak mi-yě à? Chi-fai mi-yě à?

T: Kwòk-fōng-pô foô-chaak kwòk-fōng kè sz-mô, chi-fai hoi, lûk, hung saam kwan.

M: Lûk-kwan p'ing-shi kè p'in-chai t'ung chin-shi kè p'in-chai t'ung m-t'ung à?

T: Lûk-kwan p'ing-shi kè p'in-chai t'ung chin-shi kè p'in-chai m-t'ung.

M: Lûk-kwan p'ing-shi kè p'in-chai t'ung chin-shi kè p'in-chai tim-yeung* m-t'ung à?

T: Chin-shi kè p'in-chai pei-kaau p'ing-shi kè p'in-chai taai hó toh, p'ing-shi p'in-chai-piu kè yan-uên hai iu lai tsô chin-shi kè kón-pô.

M: Lûk-kwan tsui ko kè kei-kwaan hai mi-yě à?

T: Lûk-kwan tsui ko kè kei-kwaan hai lûk-kwan tsung-sz-ling-pô.

M: P'ing-shi lûk-kwan tsui taai kè taan-wai* hai mi-yě à?

T: P'ing-shi lûk-kwan tsui taai kè taan-wai* hai kwan.

M: Kwan kè hâ-pin yau mi-yě à?

T: Kwan kè hâ-pin yau sz, sz kè hâ-pin yau t'uên, ying, lin, tang tang.

M: Chin-shi lûk-kwan kè p'in-chai tim-yeung* à?

T: Chin-shi lûk-kwan kè p'in-chai fei-sheung-chi taai, kwan kè taan-wai* tsau fei-sheung-chi toh.

LESSON 2

ORAL MATERIAL - DIALOGUE

M: Chhîn-shī lûk-kwan tsúng-pô kè há-pîn tsang-ka mi-yě taan-wai*
à?

T: Chhîn-shī lûk-kwan tsúng-pô kè há-pîn tsang-ka tsaâp t'uên-
kwan t'ûng kwan-t'uên.

M: Tsaâp-t'uên-kwan, kwan-t'uên, t'ûng kwan, pin kòh chí ko,
pin kòh chí tai à?

T: Tsaâp-t'uên-kwan, kwan-t'uên, t'ûng kwan, tsaâp-t'uên-kwan chí
ko, k'ei-ts'ê hái kwan-t'uên, chí tai hái kwan.

M: Chhîn-shī lûk-kwan tsúng-pô tîm-kaá iú yaü tsaâp-t'uên-kwan
t'ûng kwan-t'uên kè taan-wai* à?

T: Wai chí-fai-hái-t'ûng fong-pîn heí-kân, shóh-í hái lûk-kwan
tsúng-pô t'ûng kwan kè chung-kaan yaü tsaâp-t'uên-kwan t'ûng
kwan-t'uên.

LESSON 2

TRANSLATION OF DIALOGUE

Question: What kind of organization is the Ministry of National Defense?

Answer: The Ministry of National Defense is the Nation's highest military organization.

Q: For what is the Ministry of National Defense responsible and what does it command?

A: The Ministry of National Defense is responsible for national defense affairs. It commands the three branches of armed services--Navy, Army and Air Force.

Q: Does the Army peace time organization differ from that of war time?

A: The Army peace time organization differs from that of war time.

Q: In what manner does the Army peace time organization differ from that of war time?

A: The war time organization is much larger than that of peace time. The personnel who are in the peace time table of organization are to become the war time cadre.

Q: What is the Army's highest organization?

A: The Army's highest organization is the Army's General Headquarters.

Q: During peace time, what are the Army's largest units?

A: During peace time, the Army's largest units are corps level units.

LESSON 2

TRANSLATION OF DIALOGUE

Q: What units are under the corps level units?

A: Under the corps level units, there are divisions. Under the divisions, there are regiments, battalions, companies, etc.

Q: How about the Army's organization during the war time?

A: During the war time, the Army organization is unusually large. Units of corps level are many.

Q: During war time, what units are added under the Army's General Headquarters?

A: During war time, Army groups and army level units are added under the Army's General Headquarters.

Q: Of the army groups, army level units and corps level units, which is the highest and which is the lowest?

A: Of the army groups, army level units and corps level units, the army group is the highest. The next would be the army level unit. The corps level unit is the lowest.

Q: During war time, why does the Army General Headquarters have to have army groups and army level units?

A: For the sake of convenience in the command system. There are army groups and army level units between the Army General Headquarters and the corps level units.

LESSON 2

ORAL MATERIAL - RECOMBINATION AND TRANSLATION

1. Col Lee is the liaison officer who was sent from headquarters to this post.
2. There are more than 200,000 men and officers in this army group.
3. This is not an ordinary time. I want all of you to report here not later than 6 o'clock tomorrow morning.
4. Familiarize yourself with this table of organization. That's all.
5. The method of organization should be the same whether in peace or war time.
6. When you submit your report, it should be clear, simple and precise.
7. If you do not understand the chain of command of this headquarters you should study it and learn it by heart.
8. They may be old soldiers, but they are the cadres of this unit.
9. I would like to see the commanding officer of this corps. I have an important appointment with him.
10. The U.S. Sixth Army headquarters is in San Francisco, Calif.
11. You may go directly to General Lee's office. He is waiting for you.
12. If the Captain is not here, who is going to take command of this company?

LESSON 2

ORAL MATERIAL - RECOMBINATION AND TRANSLTION

13. Your squad is responsible for the defense of this area. See to it that the order is carried out.
14. Here are your instructions. Are there any questions?
15. Be prepared to attack the enemy at 0500 hours.
16. This is war time. You will have to follow orders.

LESSON 2

WORD LIST

- | | |
|----------------------|---------------------------|
| 1. chí-fai hai-t'úng | chain of command |
| 2. k'òk-shât | exactness; exact |
| 3. kòn-pô | cadre |
| 4. kwan-t'uên | army level unit |
| 5. p'in-chai | method of organization |
| 6. p'in-chai piú | table of organization |
| 7. p'ing-shí | peace time, ordinary time |
| 8. tsaâp-t'uên-kwan | army group |

LESSON 2

READING MATERIAL

110

隸 *tal*: mountain plum; dignified; servant; slave; attached to; joined to.

隸屬 *tal-shük*: belong to; attached to.

39

抽 *ch'au*: to lift, levy, whip

抽起 *ch'au-héi*: to lift up

抽筋 *ch'au-kan*: cramp

171

廢 *fai*: to throw away; destroy; annul

廢物 *fai-mít*: worthless articles

廢除 *fai-ch'üi*: to abolish; to abrogate

隸

抽

廢

廢

隸 抽 廢

隸 隸 隸

抽 廢

1250

剪刀 *tsin*: to cut off; to shear; to remove, shear.

剪刀 *tsin-to*: scissors; shears.

剪頭髮 *tsin t'au-fait*: to cut the hair.

126

柱 *ch'ü*: pillar; post (Cl. t'ü)

石柱 *sh'ik ch'ü*: stone pillar

剪

柱

剪 柱

剪

剪

柱

LESSON 2

READING MATERIAL

179

糞 fàn: manure; night soil; dung

糞肥 fàn-fēi: refuse, manure

糞廁 fàn-ts'è: a privy

落糞 lòk-fàn: to manure

314

喝 hōt: to call out; bawl

喝住 hōt-chuê: call to stop

喝彩 hōt-tâ'oi: to applaud; acclamation

162

凡 fān: all; common; everyone

但凡 tān-fān: whatever; whoever

凡事 fān-s'è: anything, everything

糞

喝

凡

糞

喝

凡

糞

喝

凡

凡

112

莊

chong: serious; sedate

端莊

tuen-chong: dignified

1395

乙

uét: to mark; stem; curved.

甲乙

kaà: uét: the first and second.

莊

莊

乙

乙

莊

乙

LESSON 2

READING MATERIAL

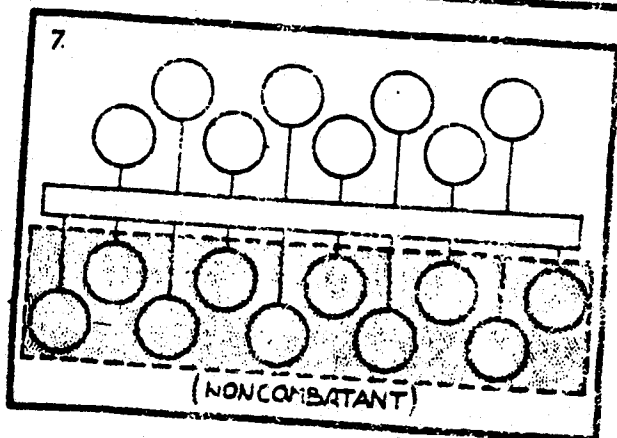
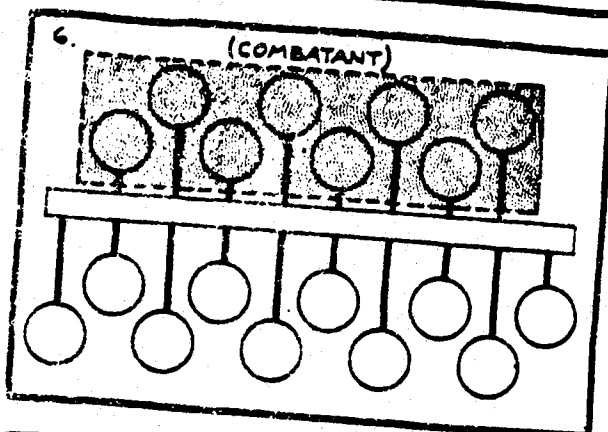
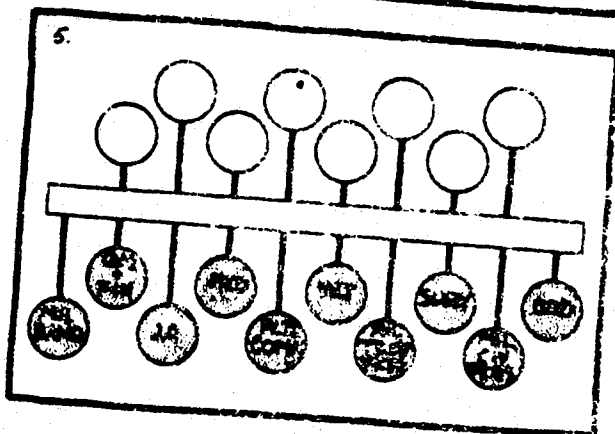
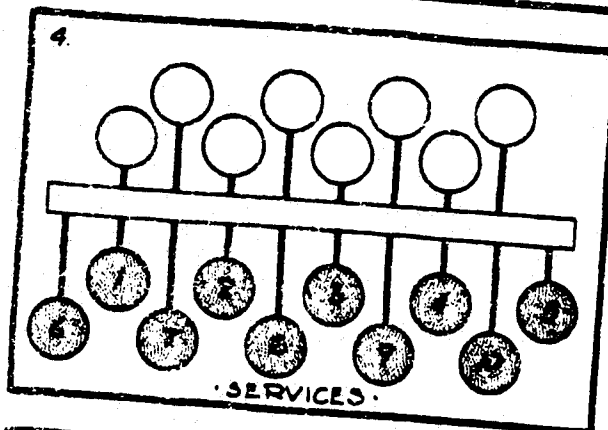
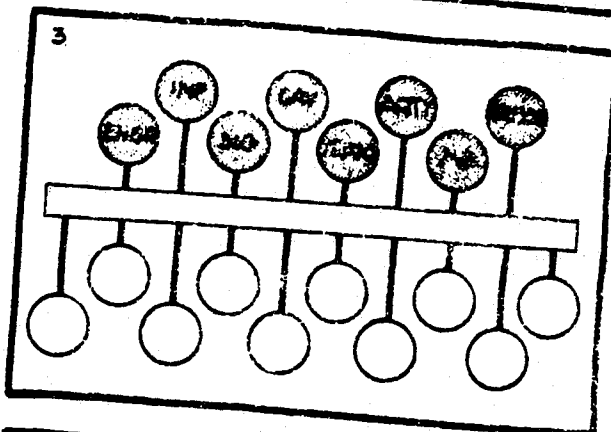
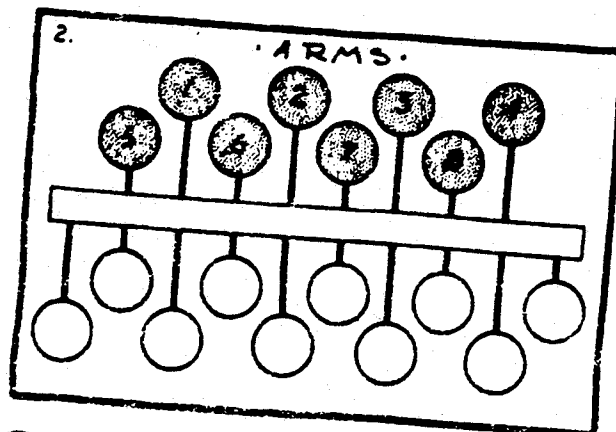
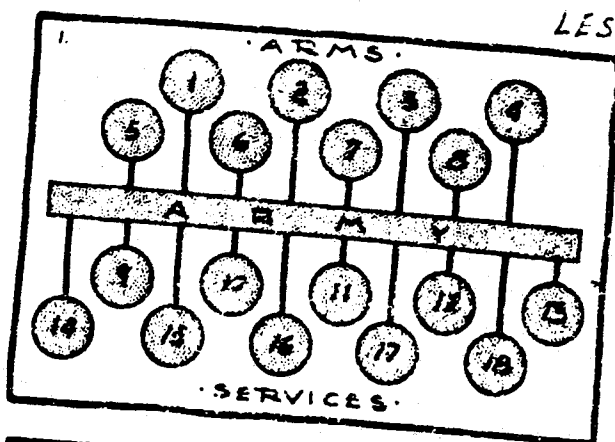
為制機軍為為部軍
因編高係因多總編
同時最位時之軍改
不平軍軍戰常陸此
制以陸大等非在經
編所部最等就以團
時多幹軍連位所軍
戰好之陸營單見同
與大時時團之起軍
制者戰平有軍實團
編時為部下大確集下
時平變令之同設之
比較員司師常便加團
之比人總師非方間軍
軍制列軍有制統中於
陸編所陸下編系之屬
時上為之軍揮軍隸
戰表關軍陸指與即

LESSON 2

WRITING MATERIAL

隸	Character Number 1104		Radical Number 171				
	Stroke Number 16		隸				
	一	十	士	士	士	士	士
	𠄎	𠄎	𠄎	𠄎	𠄎	𠄎	𠄎
	𠄎	𠄎	𠄎	𠄎	𠄎	𠄎	𠄎
抽	Character Number 39		Radical Number 64				
	Stroke Number 8		扌, 手				
	一	扌	扌	扌	扌	扌	抽
廢	Character Number 171		Radical Number 53				
	Stroke Number 15		广				
	一	广	广	广	广	广	广
	废	废	废	废	废	废	
剪	Character Number 1250		Radical Number 18				
	Stroke Number 11		刀				
	一	二	二	二	二	二	二
	前	前	前	前	前	前	
柱	Character Number 126		Radical Number 75				
	Stroke Number 9		木, 木				
	一	扌	扌	扌	扌	扌	柱
	柱						

LESSON 3



LESSON 3

ORAL MATERIAL - DIALOGUE

Mân: Lûk-Kwan kè ping-foh t'ung íp-foh tsúng-kung yaũ kei-toh
chúng à?

Taáp: Lûk-Kwan kè ping-foh t'ung íp-foh tsúng-kung yaũ shâp-paát
chúng.

M: Lûk-Kwan kè ping-foh yaũ pin kei chúng à?

T: Lûk-Kwan kè ping-foh yaũ paát chúng, tsik-hai pô-ping, k'ê-
ping, p'aaũ-ping, chong-kaáp-ping, kung-ping, t'ung-sùn-ping,
tsz-chúng-ping, t'ung hîn-ping.

M: Íp-foh yaũ pin kei chúng à?

T: Íp-foh yaũ shâp chúng, tsik-hai king-lei (kwan-sui t'ung
ts'oi-ching), kwan-i, shaũ-i, ch'ak-leung, ping-kung, kwan-
ngôk, kwan-faát, ching-kung, kwan-yung kei-shût yân-uên,
t'ung kwan-yung mán-chik yân-uên.

M: Ni shâp-paát chúng ping-foh t'ung íp-foh hoh-í fan-shing pin
leung lui yân-uên à?

T: Ni shâp-paát chúng ping-foh t'ung íp-foh hoh-í fan-shing chin-
taũ yân-uên t'ung fei-chin-taũ yân-uên.

M: Ping-foh yân-uên hai chin-taũ yân-uên yik-waák hai fei-
chin-taũ yân-uên à?

T: Ping-foh yân-uên hai chin-taũ yân-uên.

M: Ping-foh yân-uên foô-chaák mi-yê yâm-mô à?

T: Ping-foh yân-uên foô-chaák-chin-taũ kè yâm-mô.

M: Íp-foh yân-uên hai chin-taũ yân-uên yik-waák fei-chin-taũ
yân-uên à?

LESSON 3

ORAL MATERIAL - DIALOGUE

T: Íp-foh yān-uēn hái fei-chín-taù yān-uēn.

M: Íp-foh yān-uēn hái ts'in-sín kung-tsòk yik-waák hái haú-fong kung-tsòk à?

T: Íp-foh yān-uēn kei-in hái fei-chín-taù yān-uēn, k'uī-tei toh-shò hái haú-fong kung-tsòk; yaú-shí k'uī-tei yik-to hái ts'in-sín kung-tsòk.

M: Íp-foh kè ching-kung yān-uēn foô-chaák pin chún kung-tsòk à?

T: Íp-foh kè ching-kung yān-uēn hái kwan-tuí* lui-pín kè ching-chí kung-tsòk yān-uēn. K'uī-tei foô-chaák kwan-tuí* kè ching-chí kung-tsòk, t'ung tui tik-yān kè sam-lei tsòk-chín, suen-ch'uēn, táng-táng.

M: Uē-kwóh hái kóm, yaú-ti ching-kung yān-uēn shúk-ue chín-taù yān-uēn, hái mà?

T: Hái, yaú-ti ching-kung yān-uēn shúk-ue chín-taù yān-uēn.

LESSON 3

TRANSLATION OF DIALOGUE

Question: How many branches of arms and services are there in the Army?

Answer: There are eighteen branches of arms and services in the Army.

Q: Which are the arm branches in the Army?

A: There are eight branches of arms in the Army, namely, the infantry, the cavalry, the artillery, the armored unit, the engineers, the signal communication units, the transportation personnel, and the military police.

Q: Which are the branches of service in the Army?

A: There are ten branches of service, namely, the quartermaster and finance, the medical, the veterinary (veterinarian), the survey, the ordnance, the military band, the judge advocate, the political commissar, the military technician, and the army civilian personnel.

Q: Which are the two categories of personnel that can be grouped from these eighteen branches of arms and services?

A: The personnel in these eighteen branches of arms and services can be grouped into the combatant and the noncombatant.

Q: Are the personnel in the arms branches the combatants or noncombatants?

A: The personnel in the arms branches are combatants.

Q: What is the mission undertaken by the personnel in the arms branches?

LESSON 3

TRANSLATION OF DIALOGUE

- A: The personnel in the arms branches are responsible for the combat mission.
- Q: Are the personnel in the branches of service the combatants or noncombatants?
- A: The personnel in the branches of service are the noncombatants.
- Q: Are the personnel in the service branches working at the front or rear?
- A: Since the personnel in the service branches are noncombatants, they mostly work at the rear; sometimes they also work at the front.
- Q: For what kind of work are the personnel of the political commissar responsible?
- A: Since the political commissar personnel in the service branches are the political personnel in the Army, they are responsible for the political work in the Army, the psychological warfare against the enemy, and the propaganda.
- Q: If that is the case, some of the personnel of the political commissar are combatants, right?
- A: Yes, some of the personnel of the political commissar are the combatants.

LESSON 3

ORAL MATERIAL - RECOMBINATION AND TRANSLATION

1. Veterinarians are very important.
2. Transportation personnel are non-combatants.
3. My financial condition was very bad in 1930.
4. Ordinarily, members of the military band do not go to the front.
5. Do you know the difference between the ordnance corps and the engineer corps?
6. Please deliver this truck-load of provisions to the division quartermaster.
7. You have to report this to the officer at the judge advocate office.
8. Sometimes, the quartermaster and the finance branches work together.
9. Your technique is excellent; do you think you can teach me?
10. Nowadays, cavalrymen do not ride on horses any more.
11. Let us discuss the technical points of this case tomorrow.
12. The political department is one of the ten branches of service in the Chinese Army.
13. Engineers will do all the surveying this week.
14. Armored units are very important in modern warfare.
15. Open the door immediately. It is the military police.
16. You will report to the medical officer at the hospital tonight.
17. This cavalry is a famous unit of the U.S. Army.

LESSON 3

WORD LIST

- | | |
|---|--------------------------------|
| 1. ch'ak-leŭng | to survey; survey |
| 2. ching-kung | political commissar |
| 3. chong-kaap-ping,
(chin-ch'e-ping) | armored unit |
| 4. fei-chin-tai yan-uên | non-combatant |
| 5. hin-ping | military police |
| 6. ip-foh | branch of service |
| 7. k'ê-ping | cavalryman, cavalry |
| 8. kei-shût | technical; technique |
| 9. king-lei | quartermaster and finance |
| 10. kung-ping | engineer |
| 11. kwan-faât | judge advocate |
| 12. kwan-i | medical |
| 13. kwan-ngôk | military band |
| 14. kwan-sui | quartermaster |
| 15. kwan-yûng | for military purpose; military |
| 16. ping-kung | ordnance |
| 17. ts'ing-sin | front |
| 18. ts'oi-ching | finance |
| 19. tsz-chûng-ping | transportation personnel |
| 20. shaü-i | veterinarian; veterinary |

LESSON 3

READING MATERIAL

945

伸 shan: to stretch
out or forth; ex-
tend.

伸直 shan chik: to straighten
out.

伸縮 shan-shuk: to ex-
pand and con-
tract.

745

瓦 ngā: earthenware;
tile pottery.

瓦面 ngā-mín: a roof.

瓦窑 ngā iū: a kiln.

746

芽 ngā: a bud; sprout;
to begin.

芽菜 ngā-ts'òì: bean
sprout.

伸

瓦

芽

伸

瓦

芽

伸

瓦

芽

393

甲 kaáp: scales;
finger nails
armor, a cer-
tain person

指甲 chí-kaáp: finger
nails.

铁甲 t'it-kaáp: an
ironclad

某甲 wá-kaáp: a
certain man

1213

则 tsak: rule; law;
then.

则可 tsak hōh: then it
is alright.

甲

则

甲

则

甲

则

LESSON 3

READING MATERIAL

746

顏 ngān: color; countenance.

顏色 ngān-shik: color; colored.

顏料 ngān-liū: dyes in general.

紅顏 hūng-ngān: a rosy face.

726

拿 nā: to grasp; to carry; to bring

拿手 nā-shāu: dexterous; expert.

捉拿 chuk nā: to arrest; to seize.

拿破崙 nā-p'òh-lūn: Napoleon.

768

奴 nō: a slave; servant.

奴隸 nō-tai: a slave.

奴僕 nō-pūk: bond-servant.

守財奴 shau-ts'oi-nō: a miser; niggard.

顏

拿

奴

顏

拿

奴

顏

拿

奴

1470

若 yeh sup-ying, like. as to.

若果 yeh kwān: if supposing.

若然 yeh in: if this is the case.

805

爬 p'ā: to climb; to crawl; to scrape; to scratch; to rake.

爬上 p'ā shéung: to climb up.

爬行 p'ā hīng: to creep; to crawl.

若

爬

若

爬

若

爬

LESSON 3

READING MATERIAL

種通八兵，十工兵，共有兵，共甲裝，科砲兵，兩科裝，科砲兵，業兵，與騎兵，科步兵，為是步兵，分即兵，軍種重，陸軍八輜，兵科兵，兵信

工人兵職，量文，測用，獸醫，獸同，醫軍，軍人，經理，技術，是用，即軍，十政工，科法，業軍，樂，軍員


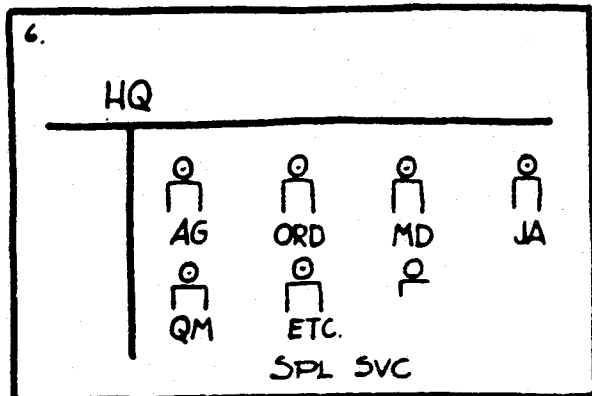
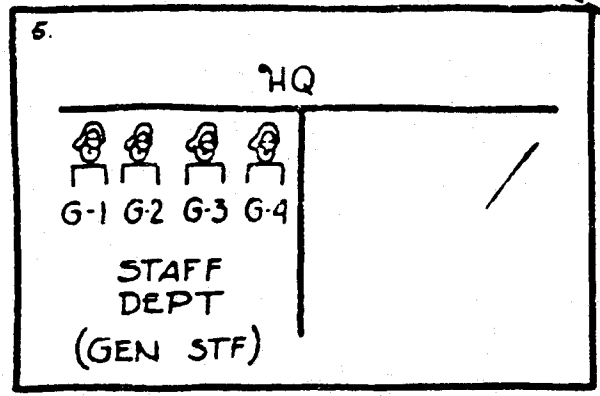
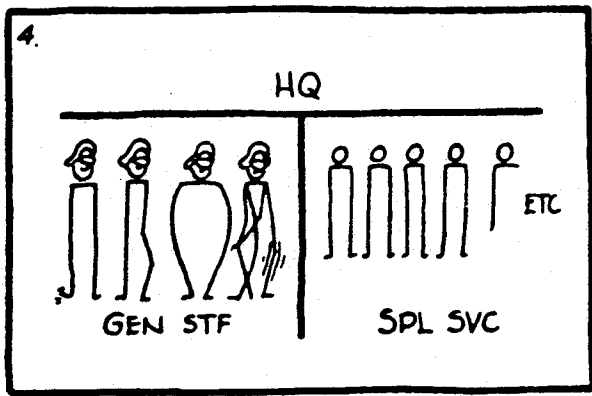

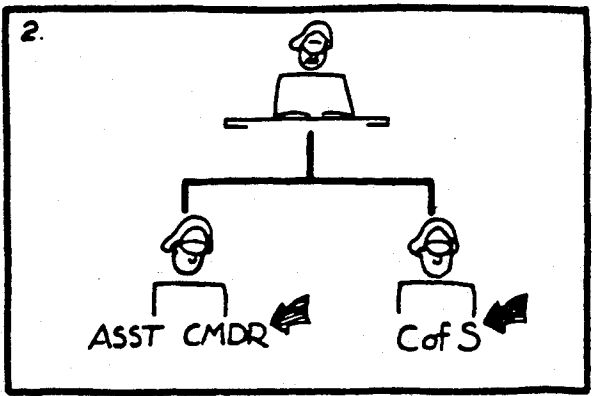

戰鬥業宣，成戰屬及，分係來戰，以員本作，可人工理，概科政心，大兵員任員，員類人擔人，人兩門然門，科員戰若戰，業人非員，為，兵門係人稱，種戰員工亦，八非人政則，十同科等作，此員業有工，人員但等，門人科傳

LESSON 3

WRITING MATERIAL

伸	Character Number 945		Radical Number 9	
	Stroke Number 7		亻 人	
	丿	亻	亻	亻
瓦	Character Number 745		Radical Number 98	
	Stroke Number 4		瓦	
	一	冫	瓦	瓦
芽	Character Number 744		Radical Number 140	
	Stroke Number 8		艹 艹	
	一	+	艹	艹
顏	Character Number 746		Radical Number 181	
	Stroke Number 18		頁	
	一	文	彡	彡
	彡	顏	顏	顏
奴	Character Number 768		Radical Number 38	
	Stroke Number 5		女	
	ㄥ	ㄥ	女	奴

LESSON 4



LESSON 4

ORAL MATERIAL - DIALOGUE

Mân: Yat-kòh sz kê tsui ko cheúng-koon hai pin kòh ne?

Taáp: Yat kòh sz kê tsui ko cheúng-koon hai sz-cheúng.

M: Yat-kòh sz ch'uī-chòh sz-cheúng chi-ngoí, chûng yaũ mi-yě
chué-iú kê cheúng-koon ne?

T: Yat-kòh sz ch'uī-chòh sz-cheúng chi-ngoí, chûng yaũ leúng-kòh
chué-iú cheúng-koon, tsik-hai foò sz-cheúng t'úng ts'aam-maũ-
cheúng.

M: Sz-lîng-pô hâ mîng-lîng pei pô-hâ pô-tui* kê shî-haũ, yaũ pin
kòh ts'im-mêng*?

T: Sz-lîng-pô hâ mîng-lîng pei pô-hâ pô-tui* kê shî-haũ, yaũ
sz-cheúng ts'im-mêng*, taân-hai foò sz-cheúng t'úng ts'aam-
maũ-cheúng yîk-to iú ts'im-mêng*.

M: Sz-lîng-pô kê ts'aam-maũ fan-hoi keí toh lui ne?

T: Sz-lîng-pô kê ts'aam-maũ fan-hoi wai yat-poon ts'aam-maũ t'úng
rák-íp ts'aam-maũ leúng-lui.

M: Yat-poon ts'aam-maũ yaũ kiú-tsô mi yě à? Yat-poon ts'aam-maũ
vaũ keí toh kòh foh à?

T: Yat-poon ts'aam-maũ yaũ kiú-tsô ts'aam-maũ-ch'ue, ni koh ch'ue
lui-pín yaũ sei-kòh foh, tsik-hai tai-yat foh, tai-í foh,
tai-saam foh t'úng tai-sei foh.

M: Ni sei-kòh foh kê yám-mô hai mi-yě à?

T: Tai-yat foh foò-chaák yán-sê, tai-í foh foò-chaák ts'ing-pò,
tai-saam foh foò-chaák kaũ-yúk t'úng fân-lín, tai-sei foh
foò-chaák kwan-sui.

LESSON 4

ORAL MATERIAL DIALOGUE

M: Tâk-îp ts'aam-maũ foô-chaåk mi-yě à? K'ui kè tsó-chik haĩ tím-yeũng* kà?

T: Tâk-îp ts'aam-maũ paãn-leĩ k'ei-t'a kòk chúng sê-mô, k'ui fan-wai foò-koon-ch'ue, ping-kung-ch'ue, kwan-i-ch'ue, kwan-faât-ch'ue, king-leĩ-ch'ue, táng-táng.

M: Ts'aam-maũ yãn-uẽn kè chue-iũ chik-chaåk haĩ mi-yě?

T: Ts'aam-maũ yãn-uẽn kè chue-iũ chik-chaåk haĩ hip-chôh ts'aam-maũ-cheung, shôh-ĩ k'ui-teĩ to haĩ ts'aam-maũ-cheung kè chôh-shaũ.

M: Ts'aam-maũ yãn-uẽn yaũ mǒ k'uẽn chí-fai pô-tui* kà?

T: Ts'aam-maũ yãn-uẽn mǒ k'uẽn chí-fai pô-tui*, taãn-haĩ hoh-ĩ chí-tô pô-tui*.

LESSON 4

TRANSLATION OF DIALOGUE

Question: Who is the highest commanding officer of a division?

Answer: The division commander is the highest commanding officer of a division.

Q: Besides the division commander who are the other senior officers in a division?

A: Besides the division commander, there are two senior officers in a division, they are the assistant commander of the division and the chief of staff.

Q: Who will sign an order when it is issued to the subordinate units by the Hq?

A: The division commander will sign an order when it is issued to the subordinate units from the Hq, but the assistant commander and the chief of staff also have to sign.

Q: Into how many categories is the staff of the Hq divided?

A: The staff of the Hq is divided into two categories, the general staff and the special service staff.

Q: By what name is the general staff also known? Of how many departments is the general staff somposed?

A: The general staff is also known as the staff department and is composed of four sections, G-1, G-2, G-3, and G-4.

Q: For what are these four sections responsible?

A: G-1 is responsible for personnel, G-2 is responsible for intelligence, G-3 is responsible for military education and training, and G-4 is responsible for quartermaster.

LESSON 4

TRANSLATION OF DIALOGUE

- Q: For what is the special service staff responsible, and how is it organized?
- A: The special service staff manages other business and is divided into the adjutant department, the ordnance department, the medical department, judge advocate department, the quartermaster and the finance department, etc.
- Q: What is the main duty of the staff personnel?
- A: The main duty of the staff personnel is to assist the chief of staff, therefore all of them are the assistants of the chief of staff.
- Q: Has the staff personnel any authority to command troops?
- A: The staff personnel have no authority to command troops, but may assist them as advisors.

LESSON 4

ORAL MATERIAL - RECOMBINATION AND TRANSLATION

1. In general, the chart will help the students to learn this lesson well.
2. The adjutant general department is a part of the special service staff.
3. G-2 is responsible for intelligence, whereas G-4 is for quartermaster.
4. The division commander wants to see you at the headquarters immediately.
5. You should send all your subordinates to the hospital for a physical check-up once every three months.
6. May I speak to Capt Chang of the Ordnance department please.
7. I have no authority to issue this order to you.
8. The assistant division commander will go to the quartermaster and finance department tomorrow.
9. I want to see all the personnel of this department present at the meeting.
10. Who is our political director, and do you know him?
11. The officers will sit in the front and the others will sit a little further back
12. He may not know how to do it himself, but he can advise you on matters of technical nature.
13. Units under the direct control of the 3rd Army will be here soon.

LESSON 4

ORAL MATERIAL - RECOMBINATION AND TRANSLATION

14. She does not have authority here, but she is an influential person.
15. S-3 is responsible for education and training.
16. The staff consists of military and civilians.

LESSON 4

WORD LIST

- | | |
|-------------------------|-------------------------------|
| 1. chî-tô | to direct, guide, advise |
| 2. chîk-shûk pô-tuî* | units under direct control |
| 3. chîng-chî chî-tô-uên | political director |
| 4. chôh-shaú | aide, assistant |
| 5. foò-koon-ch'uè | adjutant general dept |
| 6. hâ ming-lîng | to issue order |
| 7. king-lei-ch'uè | QM and Finance Dept |
| 8. k'uên, k'uên-lîk | authority, power |
| 9. ping-kung-ch'uè | ordnance dept |
| 10. pô-hâ | subordinate |
| 11. tai-yat foh | the 1st branch (equal to G-1) |
| 12. tâk-îp ts'aam-maü | special service staff |
| 13. t'ò-piü | chart |

LESSON 4

READING MATERIAL

573

擴 kw'òng or k'òng: to expand; to extend.

擴充 kw'òng-ch'ung: to enlarge; to expand (business, school).

擴張 kw'òng-cheung: to spread; to enlarge (influence)

582

革 k'èk: to remove, change

革命 k'èk-míng: revolution

革職 k'èk-ch'ik: to remove from office or position

革除 k'èk-ch'ü: to get rid of, to expel

改革 k'ò-k'èk: to change

583

亮 léung: clear, bright, transparent.

光亮 kwong-leung: bright, illuminated.

響亮 héung-leung: clear and loud (voice and music etc.)

擴

革

亮

擴 革 亮

擴

革

亮

585

苗 miu: sprout; descendant; lineage.

禾苗 w'òh miu: rice seedlings.

苗裔 miu yui: posterity.

苗人 miu yán: dias.

587

罵 m'á: to rail; to scold, to vilify

罵人 m'á yán: to scold others.

大罵 taai m'á: a bad scolding.

苗

罵

苗 罵

苗

罵

LESSON 4

READING MATERIAL

374

狂 kw'ōng or k'ōng: furious, mad; wild rash.

癡狂 tin-kw'ōng: insane.

發狂 fāt-kw'ōng: become delirious; to lose one's senses.

兇狂 ō'ōng-kw'ōng: outrageous; too bold.

375

群 kw'ān: flock, herd; or a group; multitude; to group

群衆 kw'ān ch'ōng: the multitude; the crowd.

聚集 kw'ān tsai: to get together

合群 kw'ān kw'ān: unite, united.

492

角 k'ok: a corner; horn of an animal; a coin.

角較 k'ok-t'at: to wrestle.

口角 hau-k'ok: to quarrel.

三角 saas-k'ok: a triangle.

一角 yat k'ok: a ten cents piece.

狂 群 角

狂 羣 羣 角

493

甘 kom: sweet; pleasant; seasonable.

甘香 kom-hōng: delicious flavor.

甘甜 kom-t'īn: sweet.

甘願 kom-san: voluntarily.

甘油 kom-yāu: glycerine.

494

勁 king: strong.

勁敵 king t'ik: well matched.

甘

勁

勁

甘 勁

甘

勁

LESSON 4

READING MATERIAL

官部簽
長屬要
個所亦
兩令長
有命謀
尚下參
之外，部
師長同
師長同
除長副
官，謀名
指揮參
指同要
之師長
師師長
一副時
係之
即隊名

謀第
參科
業一
特第
同有
謀內
參處
一般參
一為
為為
分稱
謀又
參謀
部參
令一般
司一第
兩類
二科


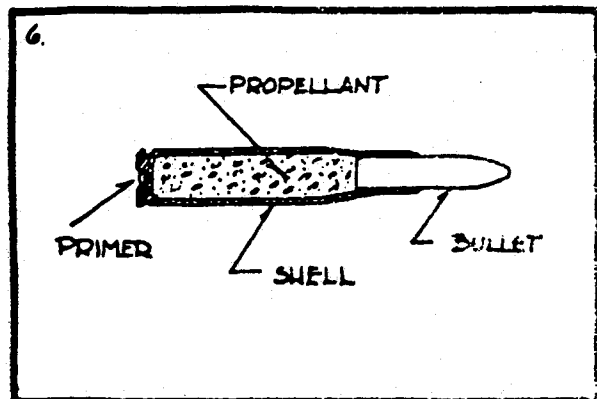
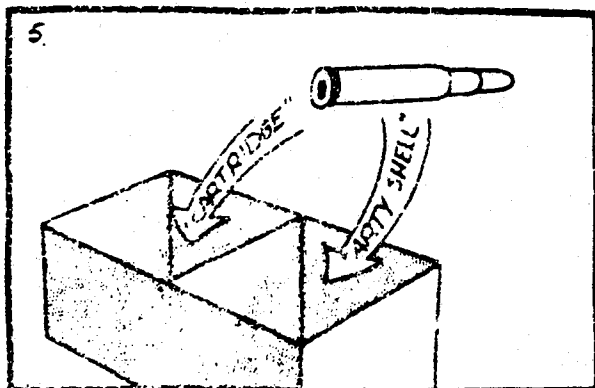

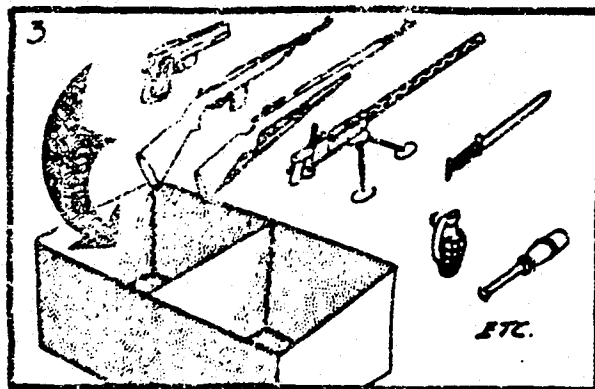

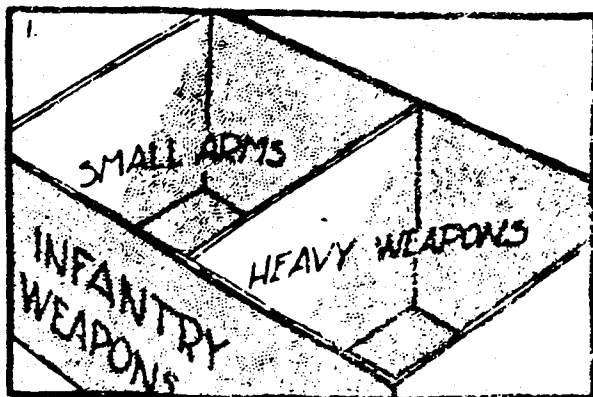
法助
軍長
處謀
醫參
軍係
處都
工員
兵人
處謀
官參
副有
有所
謀等
參等
業處
特理
處經
手雖

LESSON 4

WRITING MATERIAL.

擴	Character Number 573		Radical Number 64				
	Stroke Number 18		才, 手				
	才	扌	扌	扩	扩	扩	扩
	扌	扌	扩	扩	扩	扩	扩
革	Character Number 382		Radical Number 177				
	Stroke Number 9		革				
	丨	丨	丨	丨	丨	丨	丨
	丨	丨	丨	丨	丨	丨	丨
罵	Character Number 657		Radical Number 122				
	Stroke Number 15		四, 四				
	丨	丨	丨	丨	丨	丨	丨
	丨	丨	丨	丨	丨	丨	丨
群	Character Number 563		Radical Number 123				
	Stroke Number 13		羊				
	丿	丿	丿	丿	丿	丿	丿
	丿	丿	丿	丿	丿	丿	丿
狂	Character Number 574		Radical Number 94				
	Stroke Number 7		犛, 犬				
	丨	丨	丨	丨	丨	丨	丨
	丨	丨	丨	丨	丨	丨	丨

LESSON 5



LESSON 5

ORAL MATERIAL - DIALOGUE

Mân: Pô-ping ping-hei hôh-ī fan-wai pin leŭng-chúng?

Taap: Pô-ping ping-hei hôh-ī fan-wai hing ping-hei t'ung ch'ung ping-hei leŭng-chung.

M: Hing ping-hei hai tim-yong* ká?

T: Hing ping-hei hai kôh-yân hôh-ī kw'ai-taai kè ping-hei.

M: Hing ping-hei paau-k'òt mi-yě?

T: Hing ping-hei paau-k'òt shaŭ-ts'eung, mã-ts'eung, pô-ts'eung, hing kei-kwaan-ts'eung, ts'ò-to, shaŭ-laū-taân*, t'ung ts'eung-laū-taân* táng-táng.

M: Ch'ung ping-hei paau-k'òt mi-yě?

T: Ch'ung ping-hei paau-k'òt ch'ung kei-kwaan-ts'eung, fôh-tsin-p'aaŭ, mã-chôh-lík-p'aaŭ, pik-kik p'aaŭ, pô-ping laū-taân*-p'aaŭ t'ung ping-shô-p'aaŭ táng-táng.

M: Ts'eung kè ts'ò-tòk kú-tsò mi-yě?

T: Kau-kui Chung-kwók kè ping-hei tai kóng, hau-king m-kwòh shâp-kung-lei kè hai ts'eung, hau-king taai kwòh shâp-kung-lei kè hai ts'ò-tòk.

M: Ts'eung kè ts'ò-tòk kú-tsò mi-yě?

T: Ts'eung kè ts'ò-tòk kú-tsò tsz-taân*.

M: P'aaŭ kè taân*-yók kú-tsò mi-yě?

T: P'aaŭ kè taân*-yók kú-tsò tsz-taân*.

M: Tsz-taân* ts'ò-tòk kú-tsò mi-yě?

T: Tsz-taân* ts'ò-tòk kú-tsò tsz-taân*.

LESSON 5

ORAL MATERIAL - DIALOGUE

M: Tsé-taân* kè saam-pô-fân kiù-tsô mi-yě?

T: Tai-yat pô kiù-tsô taân*-t'aū, tai-i pô kiù-tsô taân*-hòk
t'ūng lui-koón, tai-saam pô kiù-tsô chong-yeūk.

M: Pô-ping p'ing-shê-p'aaù yūng kè taân*-yeūk hai mi-yě?

T: Pô-ping p'ing-shê-p'aaù yūng kè taân*-yeūk hai tīng-chong-
yeūk kè p'aaù-taân*.

M: Laū-taân*-p'aaù t'ūng pik-kik-p'aaù yūng kè taân*-yeūk hai
mi-yě?

T: Laū-taân*-p'aaù t'ūng pik-kik-p'aaù yūng kè taân*-yeūk hai
pīn-chong-yeūk kè p'aaù-taân*.

LESSON 5

TRANSLATION OF DIALOGUE

Question: Into what two kinds can infantry weapons be divided?

Answer: The infantry weapons can be divided into two kinds, small arms and heavy weapons.

Q: What are small arms?

A: Small arms are weapons which can be carried by individuals.

Q: What do small arms include?

A: Small arms include pistols, carbines, rifles, light machine guns, bayonets, hand-grenades, rifle grenades, etc.

Q: What do heavy weapons include?

A: Heavy weapons include heavy machine guns, bazookas, recoilless rifles, mortars, infantry howitzers, antitank guns, etc.

Q: What is the difference between "ts'eung" and "p'aaü"?

A: According to Chinese weapons, those with calibers which do not exceed 10 mm are "ts'eung"; those larger than 10 mm are "p'aaü".

Q: What is the ammunition for "ts'eung"?

A: Cartridges are the ammunition for "ts'eung".

Q: What is the ammunition for "p'aaü"?

A: Shells are the ammunition for "p'aaü".

Q: How many parts are there in a cartridge?

A: There are three in a cartridge.

Q: What are the three parts in a cartridge called?

A: First is the bullet, second is the shell and primer, and third is the propellant.

LESSON 5

TRANSLATION OF DIALOGUE

Q: What is the ammunition used in the infantry antitank gun?

A: The ammunitions for infantry antitank gun are shells of fixed charge.

Q: What are the ammunitions for howitzer and mortar?

A: The ammunitions for howitzer and mortar are shells of zoned charge.

LESSON 5

ORAL MATERIAL - RECOMBINATION AND TRANSLATION

1. Although you have a rifle, you have no ammunition.
2. Do you consider a rifle grenade a modern weapon?
3. What kind of ammunition do you use? Fixed charge or zoned charge?
4. A cartridge is made up of the bullet, the shell and primer and the charge.
5. When we were at the front, each of us had two or three hand grenades.
6. Antitank guns are very powerful.
7. Mortar shells do not fit howitzers or recoilless rifles.
8. Carbines are easy to carry and are useful.
9. Rocket launchers are not small arms.
10. The caliber of this cannon is more than 30 mm.
11. Flat trajectory cannons are anti-tank weapons.
12. I think a single person will be able to handle a heavy weapon in the future.
13. Bayonets are useful weapons especially in hand to hand combat.
14. Some cartridges have no propellant.
15. Pistols may be small, but they are deadly weapons.
16. Save all your ammunitions. You will need them later.

LESSON 5

WORD LIST

1. chong-yeûk	propellant, charge
2. fôh-tsin p'aaù, fôh-tsin faät-shê-hei	rocket launcher, bazooka
3. haü-king	caliber
4. hing ping-hei	(light weapon), small arms
5. kung-lei	mm
6. kw'ai-taai	to carry, bring
7. laü-taân*-p'aaù	howitzer
8. lui-koón	primer
9. mã-ts'eung	carbine
10. mō-tsôh-lîk-p'aaù, (or "fei-ooi-t'ui- shik pō-ts'eung)	recoilless rifle
11. pik-kik-p'aaù-taân*	mortar shell
12. pin-chong-yeûk	zoned charge
13. p'ing-shê-p'aaù	flat trajectory cannon, (antitank gun)
14. shaü-laü-taân*	hand grenade
15. shaü-ts'eung	pistol, revolver
16. taân-hòk	cartridge case, shell
17. taân-t'aü	bullet, projectile
18. taân-yeûk	ammunition
19. tîng-chong-yeûk	fixed charge
20. ts'eung-laü-taân*	rifle grenade cartridge

LESSON 5

READING MATERIAL

1335

刺 ts'ü: to prick; to stab; to dig into; a thorn.

刺傷 ts'ü: s'neung: to wound with a pointed weapon

行刺 häng: ts'ü: to assassinate.

1229

斜 ts'ü:, ts'ü: oblique; slant; uneven.

斜紋 ts'ü: nän: twilled.

斜角 ts'ü: k'ü: oblique angle.

1245

脫 ts'üt: to strip; to remove; to escape; to avoid.

脫帽 ts'üt: s'ü: to lift or remove the hat.

脫離 ts'üt: ts'ü: to depart; to disassociate with.

脫險 ts'üt: s'ü: out of danger.

刺

斜

脫

刺 斜 脫

刺

刺

斜

脫

509

姑 koo: ts'ü: k'ü: favorite's wife; husband's sister.

姑婆 koo: ts'ü: k'ü: s'ü: you & lady; a run (lethole)

伯伯 az: koo: a nun
姑父 koo: n'ü: indulgent towards.
姑母 koo: m'ü: paternal aunt.

1212

娶 ts'ü: ts'ü: to take a wife; to marry a girl.

娶親 ts'ü: ts'ü: ts'ü: to take a wife.

娶妾 ts'ü: ts'ü: ts'ü: to take a concubine

姑

娶

姑 娶

姑

娶

LESSON 5

READING MATERIAL

828

貧 p'ān: poor; im-
poverished.

貧窮 p'ān-k'ūng: indi-
gent; poor.

貧乏 p'ān-fāt: desti-
tute.

479

稿 kó: rough draft;
printer's
copy, proof;
stalks of grain.

原稿 uēn kó: original
copy.

草稿 ts'ó-kó: a rough
draft.

起稿 héi kó: to draw up
a rough draft.

980

示 shí: to make known;
an edict.

訓示 fàn-shí: to instruct,
an order.

示威運動 shí-wai wēn-
tūng: public
demonstration.

貧

稿

示

貧 稿 示

貧

彙

稿

示

19

插 ch'āp: to in-
sert, drive
into

插嘴 ch'āp-tsuí:
interrupt in
talking.

1440

也 yǎ: also; a particle.

也曾 yǎ-tō'āng: already.

插

也

插 也

插

插

也

LESSON 5

READING MATERIAL

輕手槍 *tsu-
tsu-
tsu-
tsu-* 座力
 步器馬彈砲
 兵重槍等迫
 兵量步等擊
 器較槍重砲
 可輕輕兵步
 分個機器兵
 為人關有 *lan*
 輕可槍重
 兵以刺機彈
 器 *kw'at-*
 與手槍平
 重帶火射
 兵其種彈
 器種彈等
 兩類同砲等
 種有槍無等

每管以
 槍子及
 之彈裝
 彈內藥
 藥分是
 稱三部
 為部
 子分
 彈即
 砲係
 之彈
 彈頭
 藥彈 *hok*
 則稱
 砲與
 彈雷


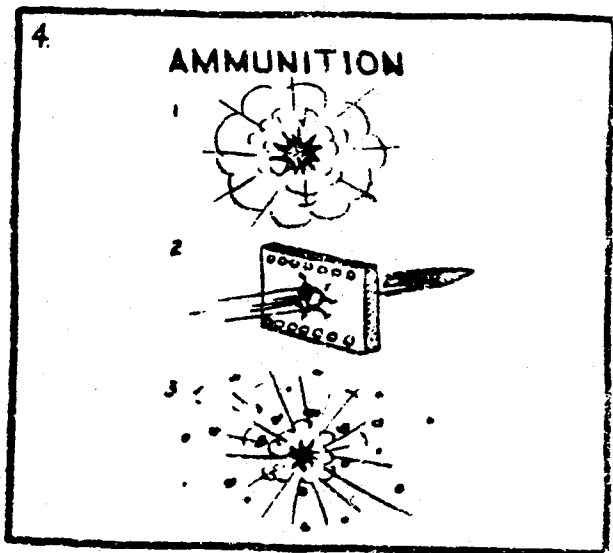
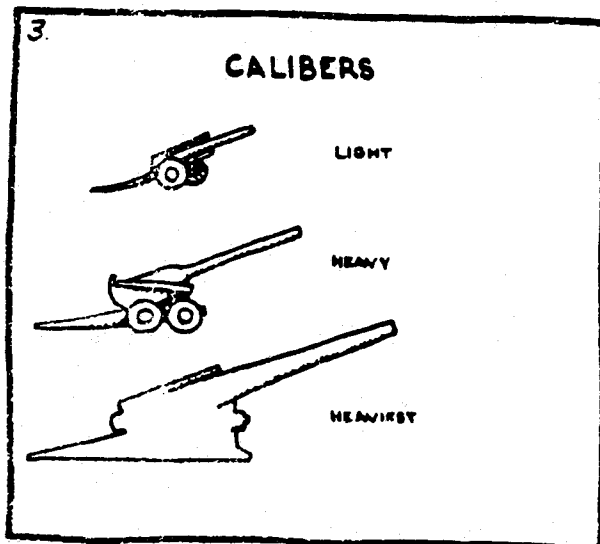
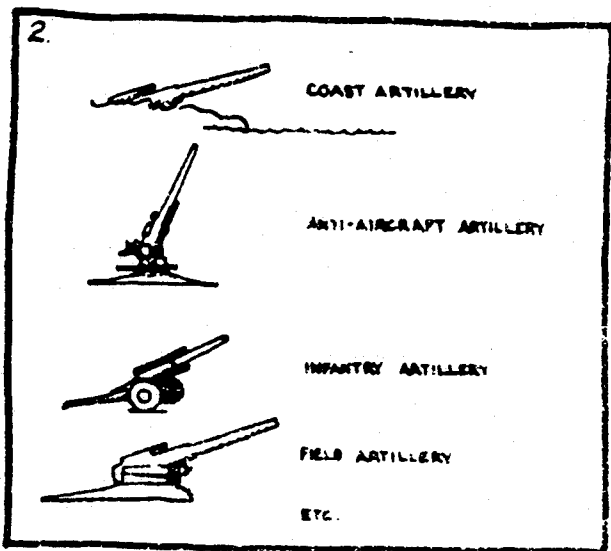
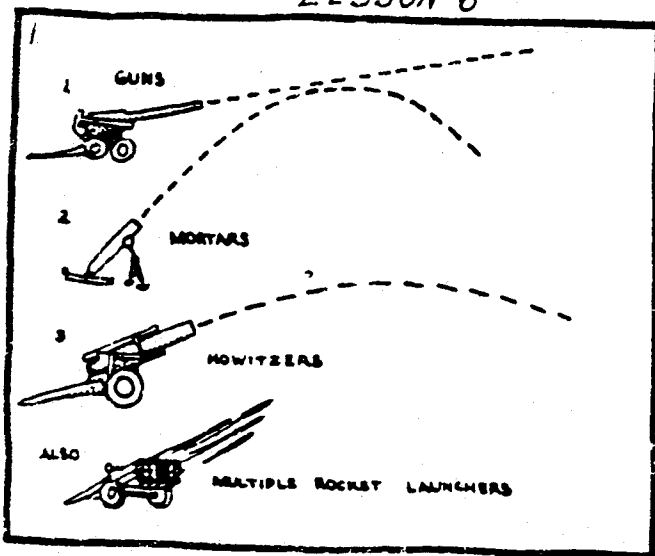
步彈
 兵砲
 平與
 射迫
 砲擊
 所砲
 用所
 彈用
 藥者
 為則
 定為
 裝變
 藥裝
 之藥
 砲之
 彈砲

LESSON 5

WRITING MATERIAL

斜	Character Number 1229		Radical Number 68					
	Stroke Number 11		斗					
	ノ	ノ	ノ	ノ	斗	斗	斜	斜
	斜	斜	斜					
插	Character Number 19		Radical Number 64					
	Stroke Number 12		扌, 手					
	一	扌	扌	扌	扌	扌	插	插
	插	插	插	插				
娶	Character Number 1313		Radical Number 38					
	Stroke Number 11		女					
	一	冫	冫	冫	耳	耳	娶	娶
	娶	娶	娶					
姑	Character Number 509		Radical Number 38					
	Stroke Number 8		女					
	ノ	女	女	女	女	女	姑	姑
貧	Character Number 828		Radical Number 154					
	Stroke Number 11		貝					
	ノ	八	分	分	分	分	貧	貧
	貧	貧	貧					

LESSON 6



LESSON 6

ORAL MATERIAL - DIALOGUE

Mân: Kan-kuí taân*-tô, p'aaù-ping kè fôh-hei hoh-i fan-wai kei-toh lui?

Taap: Kan-kuí taân*-tô, p'aaù-ping kè fôh-hei hoh-i fan-wai saam-lui,

M: P'aaù-ping tai-yat lui kè fôh-hei hai mi-yě?

T: Tai-yat lui hai taân-tô p'ing-shê kè fôh-hei, kiù-tsô k'ung-p'aaù.

M: P'aaù-ping tai-i lui kè fôh-hei hai mi-yě?

T: Tai-i lui hai taân-tô k'uk-shê kè fôh-hei, kiù-tsô pik-kik-p'aaù.

M: P'aaù-ping tai-saam lui kè fôh-hei hai mi-yě?

T: Tai-saam lui hai taân-tô hai p'ing-shê t'ung k'uk-shê chung-kaan kè fôh-hei, kiù-tsô laü-taân*-p'aaù.

M: P'aaù-ping kè fôh-hei ch'ui-choh ni saam-lui chi-ngoí chüng yaü mi-yě ne?

T: Chüng yaü tsaap-ts'uk taân-tô kè fôh-hei, kiù-tsô toh-koón-fôh-tsin-p'aaù.

M: Kan-kuí yâm-mô, p'aaù-ping kè fôh-hei yaü hoh-i fan-wai mi-yě?

T: Kan-kuí yâm-mô, p'aaù-ping kè fôh-hei yaü hoh-i fan-wai iü-ts'oi-p'aaù, ko-shê-p'aaù, pô-ping-p'aaù, t'ung yě-chün-p'aaù táng-táng.

M: Kan-kuí háu-king, yě-chün-p'aaù tsoi hoh-i fan-wai kei-toh chüng?

LESSON 6

ORAL MATERIAL - DIALOGUE

- T: Kan-kui hau-king, yě-chin-p'aaù hoh-í fan-wai hing-p'aaù, ch'üng-p'aaù, t'üng tsui-ch'üng-p'aaù saam chüng.
- M: Tsui p'ó-t'ung kè p'aaù-ping taân*-yeük hai mi-yě?
- T: Tsui p'ó-t'ung kè p'aaù-ping taân*-yeük hai laü-taân*, k'ái-ts'è hai p'òh-kaap-taân* t'üng laü-sin-taân*.
- M: Sün-koón yaü kei-toh chüng?
- T: Sün-koón yaü leüng-chüng, tsik-hai hung-châ sün-koón t'üng p'üng-châ sün-koón.
- M: P'üng-châ sün-koón yaü hoh-í fan-wai kei-toh chüng?
- T: P'üng-châ sün-koón yaü hoh-í fan-wai shün-faät, cheük-faät t'üng in-k'ei saam-chüng.

LESSON 6

TRANSLATION OF DIALOGUE

Question? According to the trajectory, into how many categories can the artillery pieces be grouped?

Answer: According to the trajectory, the artillery pieces can be grouped into three categories.

Q: What is the first category of artillery pieces?

A: The first category is the flat trajectory pieces. They are called guns.

Q: What is the second category of artillery pieces?

A: The second category is the curved trajectory pieces. They are called mortars.

Q: What is the third category of artillery pieces?

A: The third category of pieces are those of which the trajectory are between flat and curved. They are called howitzers.

Q: Besides these three categories, are there any other artillery pieces?

A: There are sheaf fire pieces. They are called multiple rocket launchers.

Q: According to missions, how can the artillery pieces also be grouped?

A: According to their missions, the artillery pieces can also be grouped into coastal artillery, anti-aircraft artillery, infantry artillery, field artillery and others.

Q: According to caliber, into how many categories can field artillery pieces again be divided?

LESSON 6

TRANSLATION OF DIALOGUE

A: According to caliber, field artillery pieces can be divided into three kinds: the light pieces, the heavy, and the heaviest pieces.

Q: What are the most common artillery ammunitions?

A: The most common artillery ammunitions are high explosive shells, the next are the armor-piercing shells and the shrapnel shells.

Q: How many kinds of fuzes are there?

A: There are two kinds of fuzes, namely, the air burst fuzes, and the impact fuzes.

Q: Into how many kinds can impact fuzes again be divided?

A: There are three kinds of impact fuzes, namely, the supersensitive fuzes, the superquick fuzes and the delay fuzes.

LESSON 6

ORAL MATERIAL - RECOMBINATION AND TRANSLATION

1. At this training base there are 10 field artillery pieces and 20 multiple rocket launchers.
2. Are multiple rocket launchers sheaf fire pieces?
3. The trajectory of artillery pieces can be flat or curved.
4. How would you classify field artillery pieces according to calibers?
5. I don't think this fuze is supersensitive.
6. Impact fuzes are different from air burst fuzes.
7. We do not use armor-piercing shell for antiaircraft guns
8. This artillery piece uses high explosive shells.
9. Shrapnel shells are common artillery ammunitions.
10. There are many coastal artillery pieces in this area.
11. If you have any firearms, you have to register them with the police.
12. These delay fuzes are no substitutes for impact fuzes.
13. Can firearms be grouped under different categories?
14. The students can be grouped into two categories.
15. These military personnel are from different branches of the armed service.
16. Even this machine gun is too heavy for one man.

LESSON 6

WORD LIST

- | | |
|-----------------------------|--|
| 1. cheûk-faât (sùn koón) | superquick (fuze) |
| 2. fòh-hei | firearm, piece |
| 3. hung-châ sùn-koón | air burst fuze, time fuze |
| 4. ín-k'ei sùn-koón | delay fuze |
| 5. iù-ts'oi p'aaù | coastal artillery piece |
| 6. ka-nhng-p'aaù | gun, any piece with 10 mm or
larger caliber |
| 7. ko-shê-p'aaù | antiaircraft gun |
| 8. k'ui-fan | to divide, be divided |
| 9. k'uk-shê-p'aaù | curved trajectory piece |
| 10. laû-sîn-taân* | shrapnel |
| (laû-saân-taân*) | |
| 11. laû-taân* | high explosive shell |
| 12. p'ing-shê | flat fire, flat trajectory |
| 13. p'òh-kaáp-taân* | armor-piercing shell |
| (ch'uen-kaáp-taân*) | |
| 14. p'ung-châ sùn-koón | impact fuze |
| 15. sùn-faât (sùn-koón) | supersensitive (fuze) |
| 16. sùn-koón | fuze |
| 17. taân-tô | trajectory |
| 18. toh-koón fòh-tsín p'aaù | multiple rocket launcher |
| 19. tsaáp-ch'uk taân-tô | sheaf fire |
| 20. yě-chín p'aaù | field artillery piece |

LESSON 6

READING MATERIAL

363

腰 iu: loins, waist;
kidney; isthmus

腰骨 iu-kwat: backbone

892

旁 p'ōng: at the side;
near.

旁人 p'ōng-yān: bystander;
looker-on.

旁邊 p'ōng-pān: at the
side; the side.

127

磚 chuen: brick;
tile (Cl. kōn)

青磚 ts'ing-chuen:
burnt brick

泥磚 nāi-chuen: mud
brick

腰

旁

磚

腰 旁 磚

脇 旁 甄 砧

1295

倉 ts'ong: granary;
storehouse.

貨倉 fōh-ts'ong: a ware-
house.

穀倉 kuk ts'ong: granary,
barn.

407

斤 kan: a catty,
equivalent to
1 1/3 pound;
16 ounces

一斤 yat kan: one catty

斤兩 kan-leung: the
weight of a
thing

倉

斤

倉 斤

倉 勛 斤

LESSON 6

READING MATERIAL

1296

蒼 ts'ong: azure; the sky.

蒼天 ts'ong-t'in: the blue sky.

蒼蠅 ts'oung-ying: fly; (flies).

902

盤 p'ōn: a tray; vessel; to wind; to examine.

收盤 shau p'ōn: to wind up the business.

地盤 tef-p'ōn: territory; military position.

904

胖 pōn: fat.

胖子 pōn-tsé: fat fellow (Mandarin)

蒼

蒼

蒼

盤

盤

盤

胖

胖

胖

1277

醋 ts'ò: vinegar.

白醋 p'ak ts'ò: white vinegar.

黑醋 hak ts'ò: black vinegar.

1283

栽 tsai: to plant; to set out.

栽花 tsai fa: to set out flowers.

栽培 tsai-p'oi: to cultivate; to assist; to rear.

醋

醋

醋

栽

栽

栽

LESSON 6

READING MATERIAL

根據彈道砲兵火器可以區分為三類。彈
 道平射之火器名為加農砲，彈道曲射之火器
 名為迫擊砲，至於彈道在平射與曲射之間
 者則稱為lan- 彈砲，此外火器為集-ch'uk 彈
 者，稱為多管火箭砲。

根據任務，砲兵之火器又可以區分為要
 ts'oi 砲，高射砲，步兵砲，同野戰砲等等。

根據口徑，野戰砲再可以區分為輕砲，重
 砲，同最重砲三種。

最普通之砲兵彈藥係 lan- 彈，其次係破
 甲彈同 lan-sin 彈。

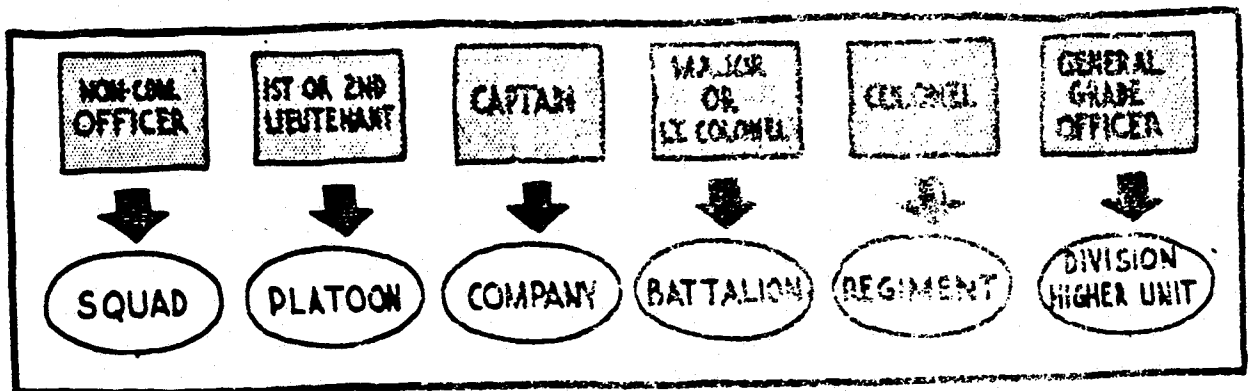
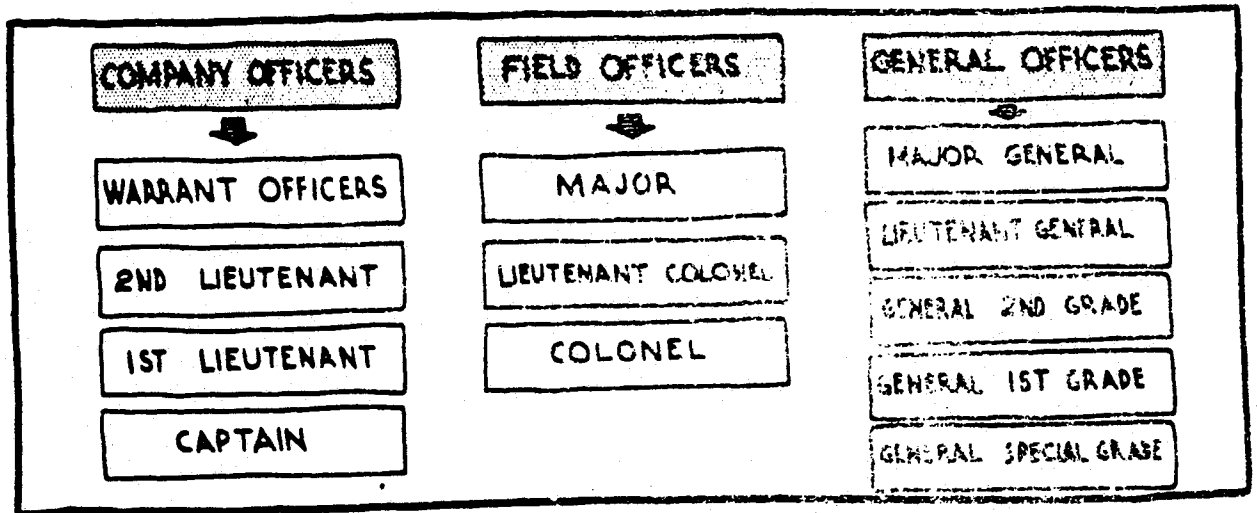
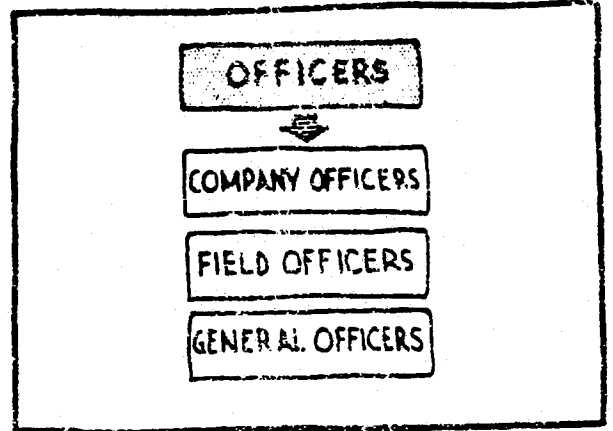
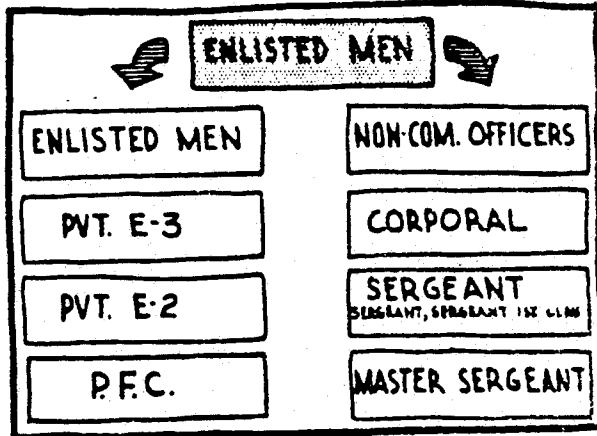
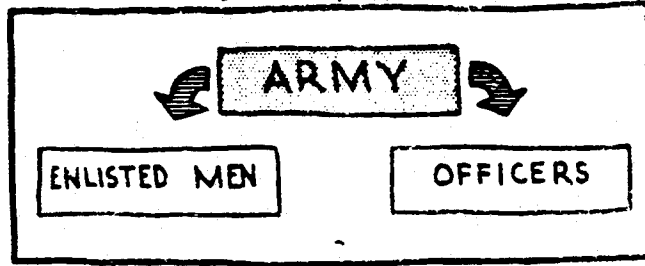
信管有兩種，即是空炸信管與碰炸信管。
 碰炸信管又可以分為 san- 發着發及延期三
 種。

LESSON 6

WRITING MATERIAL

腰	Character Number 1277		Radical Number 130					
	Stroke Number 13		月, 肉					
	月	月	月	月	月	月	月	月
	腰	腰	腰	腰	腰			
旁	Character Number 1295		Radical Number 70					
	Stroke Number 10		方					
	一	二	三	四	五	六	七	八
	旁	旁						
磚	Character Number 127		Radical Number 112					
	Stroke Number 16		石					
	一	二	三	四	五	六	七	八
	磚	磚	磚	磚	磚	磚	磚	
倉	Character Number 892		Radical Number 9					
	Stroke Number 10		人					
	一	二	三	四	五	六	七	八
	倉	倉						
醋	Character Number 363		Radical Number 164					
	Stroke Number 15		酉					
	一	二	三	四	五	六	七	八
	醋	醋	醋	醋	醋	醋	醋	

LESSON 7



LESSON 7

ORAL MATERIAL - DIALOGUE

Mân: Lûk-kwan kè kaai-k'ap fan-hoi kei-toh lui ne?

Taáp: Lûk-kwan kè kaai-k'ap fan-hoi s2-ping t'ung kwan-koon
leung lui.

M: S2-ping kè kaai-k'ap fan-hoi kei-toh k'ap ne?

T: S2-ping kè kaai-k'ap fan-hoi s2-ping t'ung kwan-s2 leung k'ap.
S2-ping fan-hoi i-tang-ping, yat-tang-ping, sheung-tang-ping
saam k'ap. Kwan-s2 fan-hoi ha-s2, chung-s2, sheung-s2 saam
k'ap.

M: Kwan-koon kè kaai-k'ap fan-hoi kei-toh k'ap ne?

T: Kwan-koon kè kaai-k'ap fan-hoi wai-koon, kaaù-koon, tseung-
koon, saam k'ap. Wai-koon fan-hoi chum-wai, shiu-wai, chung-
wai, sheung-wai, sei k'ap. Kaaù-koon fan-hoi shlu-kaaù,
chung-kaaù, sheung-kaaù, saam k'ap. Tseung-koon fan-hoi shiu-
tseung, chung-tseung, i-k'ap sheung-tseung, yat-k'ap sheung-
tseung, tak-k'ap sheung-tseung, ng k'ap.

M: Yat-koh paan hai yau pin koh chi-fai?

T: Yat-koh paan hai yau yat-koh kwan-s2 chi-fai.

M: Yat-koh p'aaí hai yau pin koh chi-fai?

T: Yat-koh p'aaí hai yau yat-koh shiu-wai waak chung-wai chi-fai.

M: Yat-koh lin-k'ap po-tui* hai yau mi-ye kaai-k'ap kè kwan-koon
chi-fai?

T: Yat-koh lin-k'ap po-tui* hai yau yat-koh sheung-wai chi-fai.

LESSON 7

ORAL MATERIAL DIALOGUE

- M: Yat-kòh yīng-k'ap pō-tui* hai yaū mi-yě kaai-k'ap kè kwan-koon chí-fai?
- T: Yat-kòh yīng-k'ap pō-tui* hai yaū yat-kòh shiū-kaaū waâk chung-kaaū chí-fai.
- M: Yat-kòh t'uēn-k'ap pō-tui* hai yaū mi-yě kaai-k'ap kè kwan-koon chí-fai?
- T: Yat-kòh t'uēn-k'ap pō-tui* hai yaū yat-kòh sheûng-kaaū chí-fai.
- M: Sz ĭ-sheûng pō-tui* hai yaū mi-yě kaai-k'ap kè kwan-koon chí-fai?
- T: Sz ĭ-sheûng pō-tui* hai yaū yat-kòh tseûng-koon chí-fai.

LESSON 7

TRANSLATION OF DIALOGUE

Question: Into how many categories are the ranks of the Army divided?

Answer: The ranks of the Army are divided into two categories, namely, enlisted men and officers.

Q: Into how many grades are the ranks of the enlisted men divided?

A: The ranks of the enlisted men are divided into two grades, namely, enlisted men and non-commissioned officers. Enlisted men are divided into three grades, namely, private third class, private second class, and private first class. Non-commissioned officers are divided into three grades, namely, corporal, sergeant (sergeant, sergeant first class), and master sergeant.

Q: Into how many grades are the ranks of the officers divided?

A: The ranks of the officers are divided into three grades, namely, company officers (wai-koon), field officers (kaad-koon), and general officers (cheung-koon). Company officers are divided into four grades, namely, warrant officer, second lieutenant, first lieutenant, and captain. Field officers are divided into three grades, namely, major, lieutenant colonel, and colonel. General officers are divided into five grades, namely, major general, lieutenant general, general (second grade), general (first grade), and general (special grade).

LESSON 7

TRANSLATION OF DIALOGUE

Q: By whom is a squad commanded?

A: A squad is commanded by a non-commissioned officer.

Q: By whom is a platoon commanded?

A: A platoon is commanded by a second lieutenant or a first lieutenant.

Q: By an officer of what rank is a company level unit commanded?

A: A company level unit is commanded by a captain.

Q: By an officer of what rank if a battalion level unit commanded?

A: A battalion level unit is commanded by a major or a lieutenant colonel.

Q: By an officer of what rank is a regimental level unit commanded?

A: A regimental level unit is commanded by a colonel.

Q: By an officer of what rank is a division or higher unit commanded?

A: A division or higher unit is commanded by a general grade officer.

LESSON 7

ORAL MATERIAL - RECOMBINATION AND TRANSLATION

1. I can only give you my name, rank and service number.
2. Officers went through a great deal more training than soldiers.
3. Two second lieutenants are assigned to the task.
4. Do you think an enlisted man can become a general officer?
5. Officers of this battalion are all young and able.
6. This is Corporal Lee. May I speak to Sgt Wong please?
7. You may not like it this way, but it is an order.
8. My student are all field officers, one colonel, two lieutenant colonels and five majors.
9. General White is the commanding officer of this post.
10. General Brown and his wife will attend our graduation exercise.
11. Where have you been, Private Chan? I have been looking for you all morning.
12. Officers and enlisted men will eat the same thing at the front.
13. Will you please ask Pfc Chang to come in?
14. You ought to do better than that. You are not a recruit anymore.
15. Pvt Chow and Pvt Mark are two of the best soldiers in this outfit.
16. Would you consider a corporal an NCO?

LESSON 7

WORD LIST

- | | |
|---------------------------|-------------------------|
| 1. î-k'ap sheûng-tseûng | general (second grade) |
| 2. kaai-k'ap | rank |
| 3. kwan-sî | noncommissioned officer |
| 4. lîn-k'ap pō-tuî* | company level unit |
| 5. tâk-k'ap sheûng-tseûng | general (special grade) |
| 6. tseûng-koon | general officer |
| 7. wai-koon | company officer |
| 8. yat-k'ap sheûng-tseûng | general (first grade) |

LESSON 7

READING MATERIAL

1251

賤 tsɛn: low; mean; ignoble.

賤相 tsɛn seung: low type of countenance; ignoble appearance

貧賤 p'ān tsɛn: poor and mean.

376

階 kaai: step; a rank stairs, a class

階級 kaai-k'ap: step; an official grade class

418

級 k'ap: steps(stairs etc.); grades of rank.

階級 kaai-k'ap: rank

初級 ch'oh k'ap: elementary

石級 shák-k'ap: stone steps.

賤

階

級

賤 階 級

賤

階

級

1085

貪 t'ān: covetous; greedy.

貪心 t'ān-sin: covetous

貪錢 t'ān ts'ien: avaricious.

貪利 t'ān lei: greedy for gain.

1428

混 wán: confused; mixed; disorderly; to confound; to mix.

混亂 wán luàn: in disorder; in confusion.

混合 wán-hóp: mixture.

貪

混

貪 混

貪

混

LESSON 7

READING MATERIAL

1064

率 sut, lut: to lead; to command; in general; all.
 率領 sut-ling: to lead.
 率直 sut-chik: without mincing matters.
 統率 tung-sut: to lead.
 速率 ts'uk-lit: rate of speed; velocity.

889

婆 p'oh: old woman; mother; dame.
 老婆 lö-p'oh: wife.
 公婆 kung p'oh: husband and wife.

1387

元 ün: first; original; dollar.
 紀元前 kei-ün ts'in: before Christ; B.C.
 元首 ün-shau: the head; leader; ruler.
 元帥 ün-shui: commander-in-chief; generalissimo.
 一元 yat ün: one dollar.

率 婆 元
 率 波女 元
 率 婆 元

1381

吵 ch'au: clamor, uproar.
 吵鬧 ch'au-nau: to brawl.
 吵耳 ch'au-er: annoying, noise.

1381

冤 uen: to oppress; to wrong; act of injustice.
 冤枉 uen-wong: a wrong; injustice.
 冤仇 uen ch'au: a grudge.

吵 冤
 吵 冤
 吵 冤

LESSON 7

READING MATERIAL

陸軍階級之中,有軍官,士兵兩大類,士兵
階級又分為兵與士兩級,兵有二等兵,一等兵,
上等兵三級,士有下士,中士,上士三級。

軍官階級有 wai- 官,校官同將官三類, wai
官分為准 wai, 少 wai, 中 wai, 上 wai, 四級, 校
官分為少校, 中校, 上校三級, 將官分為少將, 中
將, 二級, 上將, 一級, 上將, 特級, 上將五級。

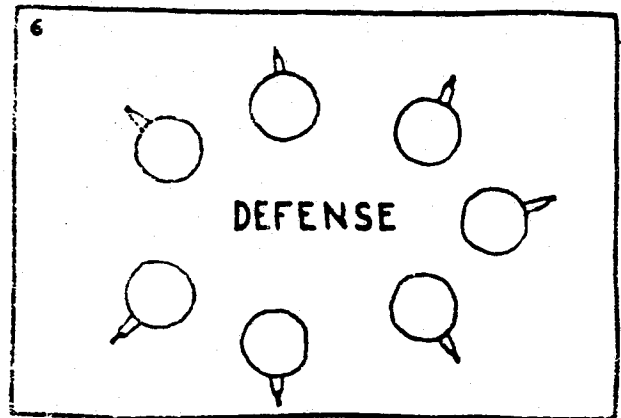
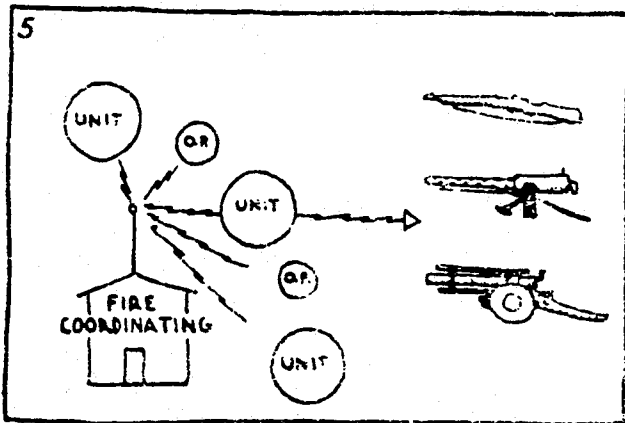
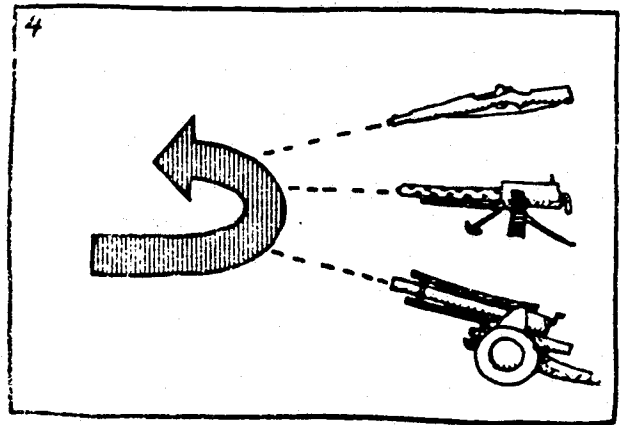
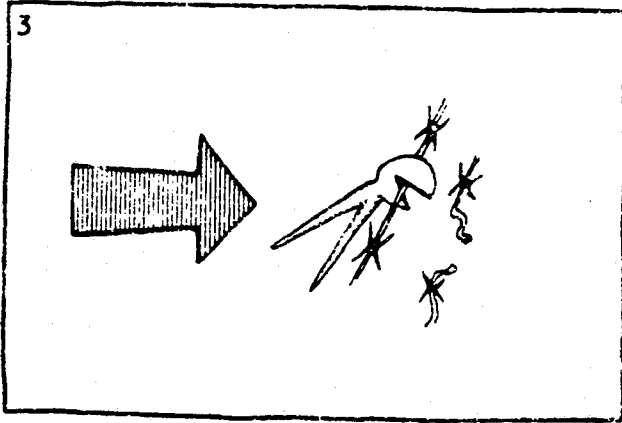
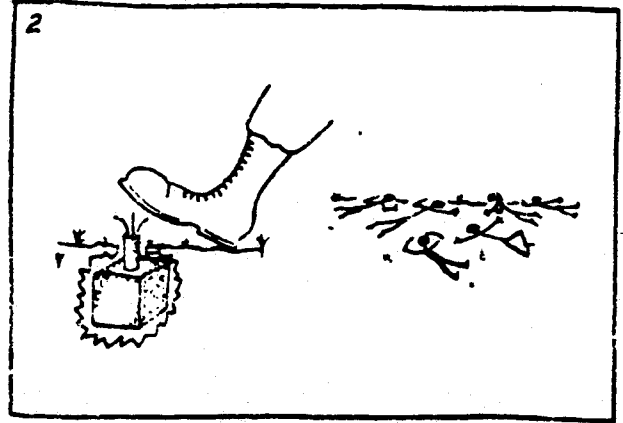

一個班係由一個軍士指揮, 一個排係由
一個少 wai 或中 wai 指揮, 一個連係由少校或中校
由上尉指揮, 一個團係由營級部隊由上校指揮, 師
指部隊則由一將官統率。

LESSON 7

WRITING MATERIAL

賤	Character Number 1251		Radical Number 154				
	Stroke Number 15		貝				
	丨	冂	冂	冂	貝	貝	貝
	賤	賤	賤	賤	賤	賤	賤
階	Character Number 376		Radical Number 170				
	Stroke Number 11		阝, 阜				
	3	阝	阝	阝	阝	阝	阝
	階	階	階				
級	Character Number 418		Radical Number 120				
	Stroke Number 10		纟, 糸				
	丷	纟	纟	纟	纟	纟	纟
	級	級					
貧	Character Number 1085		Radical Number 154				
	Stroke Number 11		貝				
	丨	人	人	今	今	貧	貧
	貧	貧	貧				
混	Character Number 1428		Radical Number 85				
	Stroke Number 11		氵, 水				
	丶	氵	氵	氵	混	混	混
	混	混	混				

LESSON 8



LESSON 8

ORAL MATERIAL - DIALOGUE

Mân: P'ó-t'ung kè chîn-shût fan-hoi kei-toh chûng à?

Taáp: P'ó-t'ung kè chîn-shût fan-hoi kung-kik t'ung fong-uê
leung chûng.

M: Ī-ka tîk-yân kai-waâk-kân mi-yě à?

T: Ī-ka tîk-yân kai-waâk-kân kung-kik. K'uĩ-tei sefung yaü ching-
mîn kung-kik, p'aai yat-kòh ka-k'eung p'aai kung-kik ngòh
kwan kè chân-tei.

M: Tîk-yân kung-kik kè shī-haü, ngòh-tei tím-yeung* fong-uê
ngòh-tei kè chân-tei à?

T: Tîk-yân kung-kik kè shī-haü, ngòh-tei yung tei-lui t'ung
t'it-sz-mong tang-tang kè fong-uê kung-sê fong-uê ngòh-tei
kè chân-tei.

M: Ts'in-maân ngòh-tei maa kè shaat-sheung tei-lui ling tîk-
yân sheung-mong hó ch'ung chi-haü, tîk-yân tím-yeung* à?

T: Ts'in-maân ngòh-tei maa kè shaat-sheung tei-lui ling tîk-
yân sheung-mong hó ch'ung, tîk-yân kai-tsük kung-kik, i-ch'é
tsin t'uên ngòh-tei kè t'it-sz-mong.

M: Tîk-yân kai-tsük kung-kik t'ung tsin t'uên ngòh-tei kè t'it-
sz-mong, ngòh-tei tím-yeung* fong-uê ngòh-tei kè chân-tei à?

T: Ngòh-tei yung kei-kwaan ts'eung, pô-ts'eung, t'ung p'aau-
ping kè luên-hóp foh-lik kik-t'ui tîk-yân. Tîk-yân sheung-
mong hó ch'ung. K'uĩ-tei kè kung-kik shat-paai-chòh.

M: Tîk-yân kè kung-kik shat-paai chi-haü, ngòh kwan tím-yeung* à?

LESSON 8

ORAL MATERIAL - DIALOGUE

- T: Tík-yán kè kung-kik shat-paai chi-haú, ngõh kwan ch'it-lâp kòk pò-tuí* kè t'ung-yat ts'in-shaah.
- M: T'uèn kè fòh-lík-híp-t iú-shòh foò-chaak mi-yě à?
- T: T'uèn kè fòh-lík-híp-t iú-shòh foò-chaak chí-shí shê-kik kai-waak.
- M: Ni kòh shê-kik kai-waak hai tím-yeung* kà?
- T: Ni kòh shê-kik kai-waak chí-shí kòk chùng ping-hei shê-kik kè shí-kaan t'ung tei-tím.
- M: Ngõh-tei kè ying yau ch'it-lâp yat kòh tím-yeung* kè chàn-tei à?
- T: Ngõh-tei kè ying yau ch'it-lâp yat kòh ts'uèn-mín fong-uê kè chàn-tei.

LESSON 8

TRANSLATION OF DIALOGUE

Question: Into how many kinds can the common tactics be divided?

Answer: The common tactics can be divided into two kinds, attack and defense.

Q: What is the enemy planning now?

A: The enemy is planning to attack. They want to attack from the frontal position. They are sending a reinforced platoon to attack our position.

Q: When the enemy attacks, how do we defend our position?

A: When the enemy attacks, we use fortifications like mines, wire entanglements, etc., to defend our position.

Q: What did the enemy do after they suffered heavy casualties in the anti-personnel mine field we laid the night before last?

A: The anti-personnel mines we laid the night before last caused the enemy heavy casualties. The enemy continued the attack, and cut off our wire entanglements.

Q: The enemy continued the attack and cut off our wire entanglements. How did we defend our position?

A: Our combined fire power of machine guns, rifles, and artillery beat off the enemy. The enemy suffered heavy casualties. Their attack failed.

Q: After the enemy's attack failed, what did our troops do?

A: After the enemy's attack failed, we set up a general out-post between the different units.

LESSON 8

TRANSLATION OF DIALOGUE

Q: For what is the regimental fire coordinating center responsible?

A: The regimental fire coordinating center is responsible for giving instructions for the fire plan.

Q: What is this fire plan?

A: This fire plan shows the time and place for the firing of various weapons.

Q: What other position did our battalion establish?

A: Our battalion also established an all-round defense position.

LESSON 8

ORAL MATERIAL - RECOMBINATION AND TRANSLATION

1. I am sorry sir, I don't think I have enough men to set up a good defense.
2. May I congratulate you for the good work you have done.
3. Fortunately we have no casualties, but it was a dangerous task.
4. The enemy failed to set up a defensive position last night.
5. In case of frontal attack, we have to use the reserves.
6. The fire plan is excellent.
7. Did you order your men to lay antipersonnel mines along the roads?
8. This is the place for river-crossing, remember it.
9. Our engineers sheared the wire entanglements along the river bank.
10. I received instructions from the headquarters yesterday.
11. The combined fire power of the two companies repulsed the enemy's frontal attack.
12. We have anti-personnel mines at the front and a reinforced platoon at the rear.
13. The fire plan failed and as a last resort, we had to retreat.
14. Who is the officer in charge of the fire coordinating center?
15. Your unit will set up wire entanglements along the beach and at every intersection on these streets.
16. You have to give them daily instructions according to the schedule.

LESSON 8

WORD LIST

- | | |
|---------------------------|---|
| 1. chân-teí | position |
| 2. chí-shí | to give instruction, show;
instruction |
| 3. ching-mín kung-kik | frontal attack |
| 4. ch'ít-lâp | to set up |
| 5. fôh-lík híp-tiû-shóh | fire coordinating center |
| 6. ka-k'eüng p'aaí | reinforced platoon |
| 7. kik-t'ui | to repulse, beat off |
| 8. luën-hôp fôh-lík | combined fire power |
| 9. maaí | to lay (mine) |
| 10. shaät-sheung teí-lui | antipersonnel mine |
| 11. shat-paaí | to fail; failure |
| 12. shê-kik kai-waák | fire plan |
| 13. sheung-mǒng | casualty (wounded and dead) |
| 14. teí-tim | place |
| 15. t'ít-sz-mǒng | wire entanglements |
| 16. tô hōh | to cross river; river crossing |
| 17. tsín t'uě | to shear, cut |
| 18. ts'uën-mín fōng-uê | all-round defense |
| 19. t'úng-yat ts'in-shaau | general outpost |
| 20. p'ó-t'ung chin-chaang | conventional war |
| 21. hât-haaí | nuclear weapon |

LESSON 8

READING MATERIAL

625

爐 lō: stove; fire-place; furnace; grate.

火爐 fōh-lō: a stove.

風爐 fung-lō: small earthen stove.

香爐 neu:lō: incense burner.

1354

毒 tūk: poison; virus; to hate.

毒藥 tūk yeūk: poison.

中毒 chūng tūk: to take poison by accident; poisoned.

服毒 fūk tūk: to take poison.

毒打 tūk tá: a cruel beating.

1374

粗 ts'ō: coarse; rough, rude; careless.

粗口 ts'ō-háú: obscene language.

粗俗 ts'ō-tsūk: vulgar; uncouth.

爐 炉 毒 粗

爐 毒 粗

爐 毒 粗

1179

屠 t'ō: a butcher; to slaughter.

屠場 t'ō-ch'ang: slaughter house; abattoir.

屠殺 t'ō-shat: slaughter; to slaughter.

1174

逃 t'ō: to flee; to escape; to abscond.

逃走 t'ō-tsau: to flee.

逃犯 t'ō fañ: escaped criminal.

逃兵 t'ō ping: deserter.

屠 逃

屠 逃

屠 逃

LESSON 8

READING MATERIAL

950

什 shāp: sundry
miscellaneous.

什物 shāp-wù: sundries,
miscellaneous
articles.

800

吧 pā: angry quarrel-
ing.

吧吧 pā-pā: clamor.

709

剥 bō: to flay; to
peel; to lay
bare.

剥皮 bō-pí: to skin;
to reel; to
fleece.

剥剥 bō-bō: to
oppress; to squeeze
the people.

什

吧

剥

什 吧 剥

什 吧 剥

923

削 xiāo: to cut; to
cut off; to scrape

削削 xiāo-xiāo: to
scrape.

削平 xiāo-píng: to raise
to the ground.

611

脸 liǎn: face; reputation.

削

脸

削 脸

削

脸

LESSON 8
READING MATERIAL

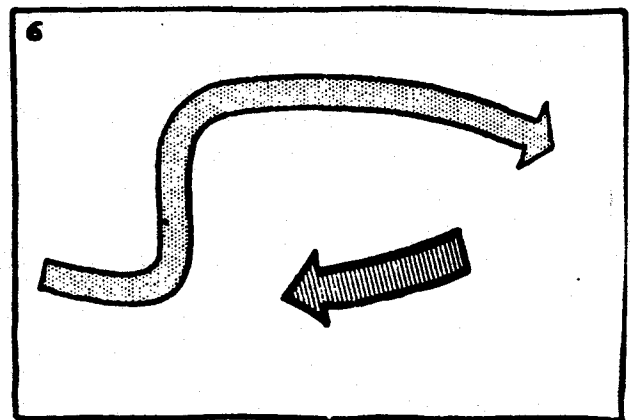
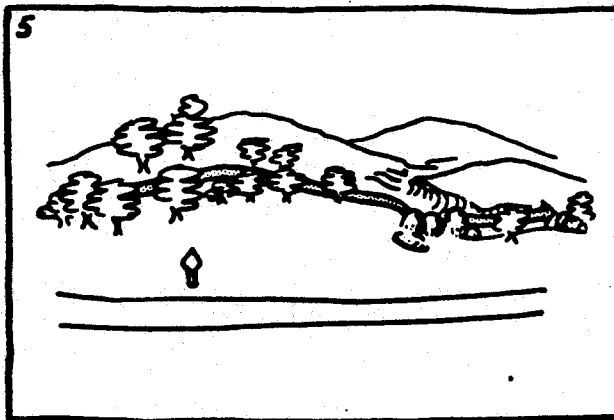

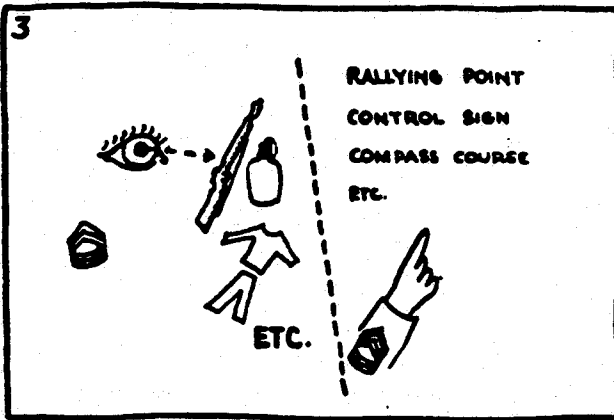
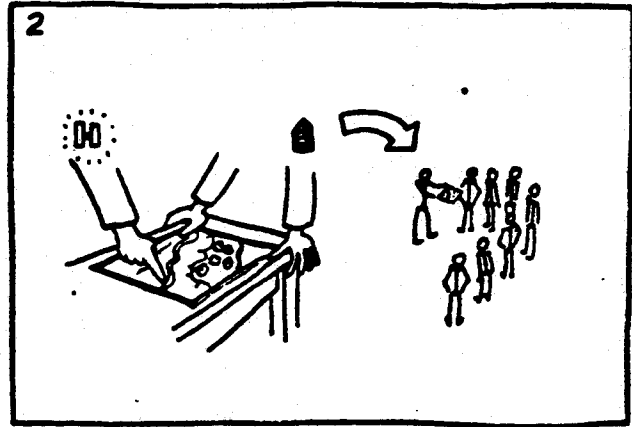
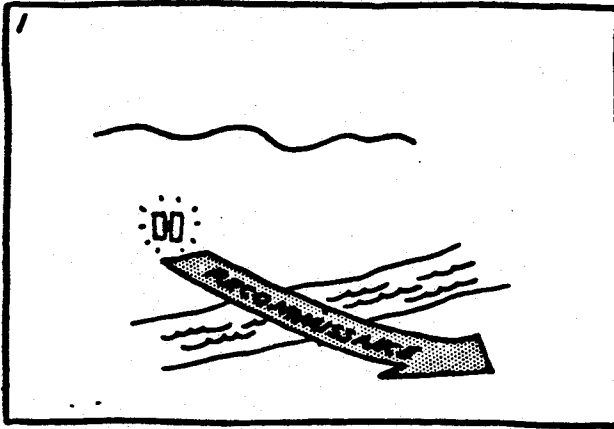
河不用渡，方不排，強雙，加質，一個性，派一戰，擊普通械，攻屬此，或 hāt，面此，作地，器，想陣兵，人軍學，敵我化，擊氣，攻毒。

少剪同者，不且槍殺，亡擊步屠，傷攻槍被，人續關人，敵繼機敵，令仍之，雷弱，軍敵，地削我退，傷未但擊，殺尚，力擊，之量，mōng，埋力，絲中，紛，所之鐵集，方人之合，餘，我方之聯，殘，我敵方，像我兵，眾，但斷，砲，極。

之計與，隊擊間地，部射時陣，各示擊禦，立指射防，設所之面，軍調器全，我協兵個，後力種一，之火各立，敗之示設，失部指又，擊團是部，攻人，shaad，即營，敵前計我，統劃此點，地。

爐	Character Number 625		Radical Number 86				
	Stroke Number 20						
	火	火	火	火	火	火	火
	爐	爐	爐	爐	爐	爐	爐
毒	Character Number 1354		Radical Number 80				
	Stroke Number 9		母				
	一	二	丰	主	去	青	毒
	毒						
粗	Character Number 1274		Radical Number 119				
	Stroke Number 11		米				
	·	·	二	丰	才	米	粗
	粗	粗	粗				
屠	Character Number 1179		Radical Number 44				
	Stroke Number 11		尸				
	フ	工	尸	尸	尸	屠	屠
	屠	屠	屠				
逃	Character Number 1174		Radical Number 162				
	Stroke Number 10		辵				
	丿	丿	丿	北	北	北	逃
	逃	逃					

LESSON 9



LESSON 9

ORAL MATERIAL - DIALOGUE

Mân: Ch'ik-haû tuí* kè chue-iù yâm-mô hai mi-yě?

Taáp: Ch'ik-haû tuí* kè chue-ià yâm-mô hai saú-shòk tik kwan kè chân-teí, shau-tsaáp ts'ing-pò iù-tím, ching-ch'aat tik kwan kè tiú-tung, wân-shue t'ung pò-k'ap táng-táng.

M: Ī-ka ngõh kwan kè yat-kòh lín-cheung p'aai-ch'ut yat tuí ch'ik-haû huí pin shue, k'uĩ-teí taam-yâm pin chúng yâm-mô à?

T: Ngõh kwan kè yat-kòh lín-cheung p'aai-ch'ut yat tuí ch'ik-haû tô hõh saú-shòk tik kwan chân-teí, shau-tsaáp ts'ing-pò iù-tím.

M: Lín-cheung hai chí-fai-shòh tuí ni tuí ch'ik-haû hã mi-yě mǐng-lǐng à?

T: Lín-cheung hai chí-fai-shòh tuí ni tuí ch'ik-haû hã kaán-iù mǐng-lǐng, lín-cheung yâu yung teí-t'ò kè tsòh-piu chí-shí k'uĩ-teí tím-yeung* huí k'uĩ-teí kè mùk-tik-teí.

M: Ch'ik-haû-tuí-cheung tak-tò* mǐng-lǐng chí-haû, k'uĩ tsaú tím-yeung* à?

T: Ch'ik-haû-tuí-cheung tak-tò* mǐng-lǐng chí-haû, k'uĩ tuí pò-hã hã kaán-iù mǐng-lǐng, kím-ch'á pò-hã kè i-fúk t'ung chong-kuí, k'uĩ yâu chí-shí ch'ik-haû tuí* kè tsaáp-hòp teí-tím, lín-lòk foò-hò, t'ung mùk-tik-teí kè ts'2-cham lô-sín táng táng.

M: Ch'ik-haû tuí* keí shí ch'ut-faát à?

T: Ch'ik-haû tuí* hai tai-í yât t'in-kwong chí-ts'in ch'ut-faát, yan-wai hai t'in-hak kè sní-haû ch'ut-faát, m-yung-í peí tik-yán t'ai-kín.

LESSON 9

ORAL MATERIAL - DIALOGUE

- M: K'ui-tei ch'ut-faât kè shī-haû, k'ui-tei t'ung-kwòh chhân-tei ts'in-pîn kè mi-yě à?
- T: K'ui-tei t'ung-kwòh chhân-tei ts'in-pîn kè cheùng-ngoî-mât.
- M: K'ui-tei lei-yûng mi-yě kè che-pai wai-chi ts'in-tsùn à?
- T: K'ui-tei lei-yûng che-pai wai-chi ts'in-tsùn, hó-ts'ǎ shuê-múk, nap-tei, táng-táng, k'ui-tei pei-mín t'ung tik-yān tsip-chuk.

LESSON 9

TRANSLATION OF DIALOGUE

Question: What is the main mission of the patrol?

Answer: The main mission of the patrol is to reconnoiter the enemy positions, to collect the essential elements of information, to reconnoiter the enemy's movements, transportation, and supplies.

Q: To where is the patrol being sent now by one of our company commanders? What mission has the patrol undertaken?

A: One of our company commanders sent a patrol to cross the river to reconnoiter the enemy positions and to collect the essential elements of information.

Q: What order did the company commander give to this patrol at the command post?

A: At the command post the company commander briefed the patrol. The company commander also used map coordinates to point out to them how to reach their destination.

Q: After the patrol leader received the order, what did he do?

A: After the patrol leader received the order, he briefed his subordinates, inspected his subordinates' clothing and equipment. He also pointed out the patrol's rallying point, control sign, and the compass course to the destination, etc.

Q: When did the patrol start?

A: The patrol started before dawn on the following day. By starting off in the dark, it was not easy to be seen by the enemy.

LESSON 9

TRANSLATION OF DIALOGUE

Q: When they started through what did they pass in front of the position?

A: They passed through the obstacles in front of the position.

Q: What defiladed positions did they utilize to advance?

A: They utilized those defiladed positions like trees, draws, etc. , to advance. They avoided gaining contact with the enemy.

LESSON 9

ORAL MATERIAL - RECOMBINATION AND TRANSLATION

1. If you have a compass and a map, you will be able to find the location.
2. These map coordinates are applicable to our special maps.
3. Your superior tried to contact you over the phone last night.
4. Elements of the 1st Regiment of the 2nd Armored Division were ordered by the commanding officer to reinforce the British units.
5. Woods and draws are excellent concealments for troop movements.
6. Our unit is specialized in reconnaissance activities.
7. He is collecting essential elements of information.
8. The commander orders his subordinates to report all important information to him.
9. They tried to avoid the enemy's patrol by detouring from the main route.
10. The plane will take off exactly at 0600 tomorrow.
11. Be sure to check the equipment of your subordinates before your unit takes off.
12. Our reconnaissance patrols passed through the barriers set up by the enemy.
13. Do you thoroughly understand the order given by Capt Wong?
14. When you go out on patrol you should utilize control signs to communicate and keep silent.

LESSON 9

ORAL MATERIAL - RECOMBINATION AND TRANSLATION

15. Her mission is to get information from our men.
16. Did your boys check all possible defiladed positions?

LESSON 9

WORD LIST

1. tsaâp-hôp tei-tim	rallying point
2. che-pai wai-chi	defiladed position, concealment
3. cheùng-ngoî-mât	barrier, obstacle
4. ch'ik-haû	patrol
5. chong-kuî	equipment
6. ch'ut-faât	to start off
7. hâ kaân-iù ming-lîng	to give abstract order
8. lei-yûng	to utilize
9. lîn-lòk foô-hô*	control sign
10. nap-teî	draw (terrain)
11. peî-mîn	to avoid
12. pô-hâ	subordinate
13. shau-tsaâp ts'ing- pò iù-tim	to collect essential elements of information (EEI)
14. saú-shòk chin-taû	reconnaissance action
15. shuê-mûk	trees
16. tiû-tûng	movement
17. tsip-chuk	to contact
18. tsôh-piu	coordinates
19. ts'z-cham lô-sin	compass course

LESSON 9

READING MATERIAL

995

承 shing: to bear; to hold; to receive; to undertake; to acknowledge; to promise.

承繼 shing-kai: to adopt an heir to continue.

承認 shing-ying: to acknowledge; to confess; to grant recognition.

707

摸 mōh: to feel with the hands; to catch.

摸魚 mōh yū: to catch fish with hands.

556

虧 kw'ai: deficiency; loss.

虧欠 kw'ai him: in debt; arrears.

虧空 kw'ai-hung: to embezzle; deficit.

虧本 kw'ai poón: to lose in capital invested.

承

摸

虧

承 摸 虧

承

摸

摸

虧

76

置 chí: to buy; to arrange; to put aside.

安置 an-chí: to arrange to place.

置業 chí yip: to buy property

位置 wí-chí: position; situation.

1338

磁 ts'í: magnetic; iron ore.

磁石 ts'í-shók: lodestone.

置

磁

置

磁

置

磁

LESSON 9

READING MATERIAL

880

暴 pò: violent; cruel; malicious.

暴動 pò-túng: riot; disturbance.

暴露 pò-lù: exposed; uncovered.

894

輩 pool: a class; sort; generation.

尊輩 tsun-pool: your senior.

同輩 t'ung-pool: comrade; the same generation.

183

否 fǎi: negative; no.

是否 shì fǎi: is it so or not; yes or no.

否認 fǎi-yǐng: deny.

暴

暴

暴

輩

輩

輩

否

否

否

1044

索 sò: to exact; to search; a cord; knot.

索詐 sò-zhà: to extort; to blackmail.

繩索 shéng sò: rope; cord.

760

礙 ài: to hinder; to oppose; to obstruct; to interfere.

障礙 ài: impediment; hindrance.

障礙 chéng-ài: obstruction; hindrance.

索

索

索

礙

礙

礙

礙

LESSON 9

READING MATERIAL

我軍某一連長派出一隊 ch'ik-候渡河 saŋ
 敵軍陣地, 找尋情報要點, 連長先在指揮所
 對 ch'ik-候隊長下簡要命令, 用地圖座標指
 示如何可以抵達目的地。

ch'ik-候隊長承命之後, 轉對部下下簡要
 命令, 並檢查部下之衣服同裝具, 再將集地
 點, 連 1òk fòò- 號, 目的地之磁針路線等,
 一指示清楚。

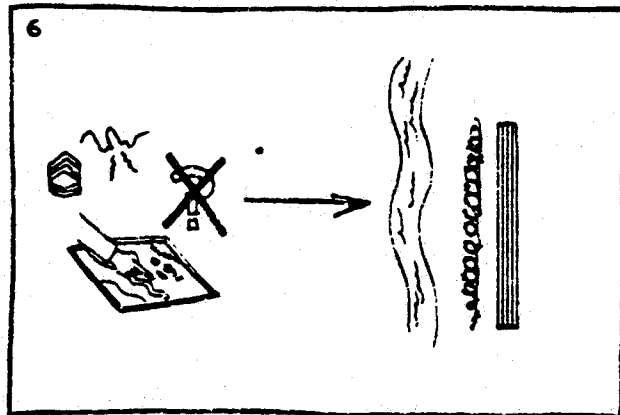
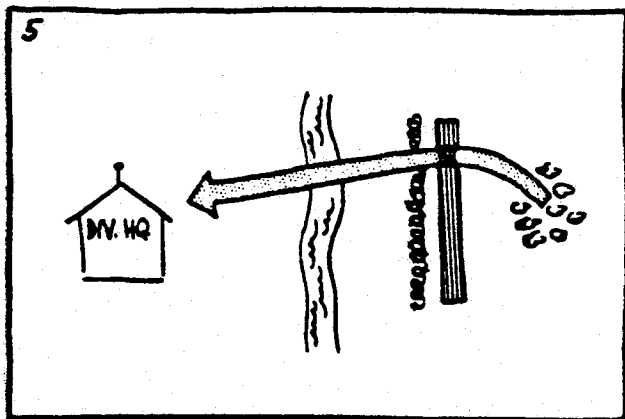
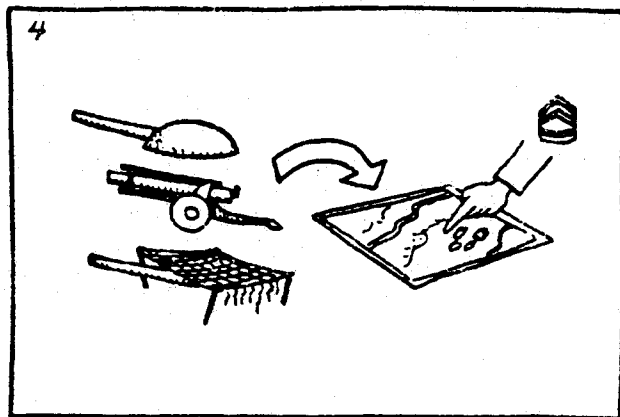
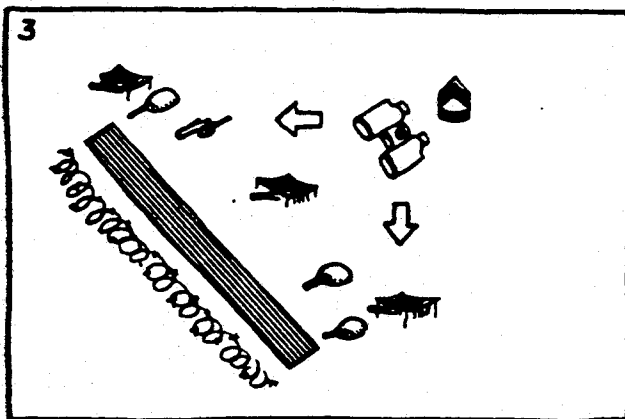
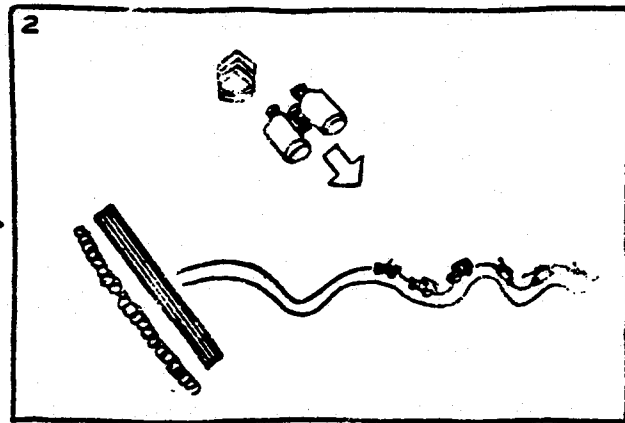
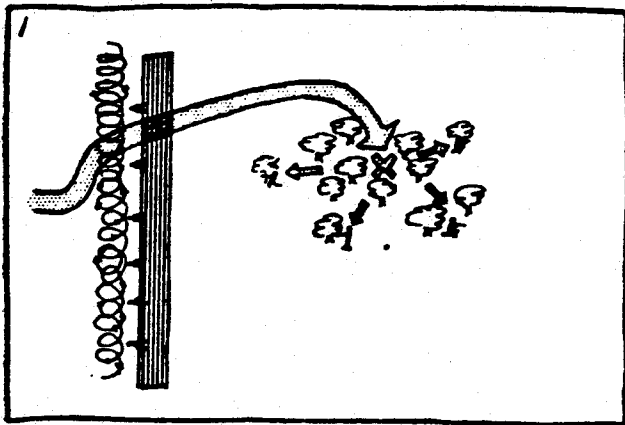
第二日破曉之前, ch'ik-候隊出發先通過
 陣地前之 chedng 礙物, 然後利用 che-pai 位置, 如樹木,
 nap 地等等, 摸索前進, 我部隊自始至終, 避免
 與敵接 chuk 否則被敵人消滅, 反為自己輸虧。

LESSON 9

WRITING MATERIAL

磁	Character Number 1338		Radical Number 112					
	Stroke Number 14		石					
	一	丿	丿	石	石	石	石	石
	磁	磁	磁	磁	磁	磁		
摸	Character Number 707		Radical Number 64					
	Stroke Number 14		扌, 手					
	一	扌	扌	扌	扌	扌	扌	扌
	摸	摸	摸	摸	摸	摸		
索	Character Number 1044		Radical Number 120					
	Stroke Number 10		系					
	一	十	十	十	十	十	十	十
	索	索						
礙	Character Number 760		Radical Number 112					
	Stroke Number 19		石					
	石	石	石	石	石	石	石	石
	礙	礙	礙	礙	礙	礙	礙	
置	Character Number 76		Radical Number 122					
	Stroke Number 13		囗, 四					
	一	囗	囗	囗	囗	囗	囗	囗
	置	置	置	置	置	置		

LESSON 10



LESSON 10

ORAL MATERIAL - DIALOGUE

Mân: Tai-î yât t'in-kwong kè shî-haû, ngõh-tei kè ch'ik-haû
tuî* tò-chòh pin shuè à?

Taáp: Tai-î yât t'in-kwong kè shî-haû, ngõh-tei kè ch'ik-haû
tuî* sam-yâp tik sin kè haû-pin, tò-chòh yat-kòh yán-pai
wai-chí shuè.

M: Kòh chàn-shî k'uî-tei p'aai-ch'ut saú-ping tsô mi-yě à?

T: Kòh chàn-shî k'uî-tei p'aai-ch'ut saú-ping kaam-shî tik-yán
tsip-kân, t'ung fong-chí tik-yán kè k'ei-tsaáp.

M: Ch'ik-haû tuî-cheúng yung mông-uên-keng koon-ch'aat mi-yě à?

T: Ch'ik-haû tuî-cheúng yung mông-uên-keng koon-ch'aat tik-yán
kè chàn-tei t'ung tik-yán pô-tuî* kè wân-tung.

M: Ch'ik-haû tuî-cheúng t'ai-kín ti mi-yě à?

T: K'uî t'ai-kín yat-tuî hó ch'eung kè oô-sung-tuî*, yau chin-
ch'e t'ung kòk chúng ch'e heung ts'in-sin ts'in-tsun.

M: Ch'ik-haû tuî-cheúng yau koon-ch'aat-tó tik-yán kè mi-yě à?

T: K'uî yau koon-ch'aat-tó tik-yán kè fong-uê kung-sê.

M: Tik-yán kè fong-sin-shuè yau ti mi-yě à?

T: Tik-yán ke fong-sin-shuè yau kòk chúng im-t'ai t'ung ngai-
chong kè ping-hei.

M: Ch'ik-haû tuî-cheúng koon-ch'aat-tó kòk ti yě chi-haû,
k'uî tím-teung* kei-chuê k'uî-tei à?

T: Ch'ik-haû tuî-cheúng tseung kòk ti kung-sê t'ung ping-hei
kè wai-chí piu-ting hai tei-t'ê sheung-pin.

LESSON 10

ORAL MATERIAL - DIALOGUE

- M: K'ui-tei uen-shing yam-mô chi-hau, k'ui-tei tsaü tim à?
- T: K'ui-tei uen-shing yam-mô chi-hau, k'ui-tei tsaü hó siú-sam kóm faan huí.
- M: Ch'ik-hau tuí-cheung tseung kóh ti ts'ing-pò heung pin shuê pò-kò à?
- T: Ch'ik-hau tuí-cheung tseung kóh ti ts'ing-pò heung sz sz-ling-pò pò-kò.
- M: Sz-pò tak-tó kóh ti ts'ing-pò chi-hau, k'ui-tei tim-yeung* lei-yung kóh ti ts'ing-pò à?
- T: Sz-pò kan-kuí kóh ti ts'ing-pò tsòk tik-ts'ing-p'òon-tuên.

LESSON 10

TRANSLATION OF DIALOGUE

Question: By day break the next day, how far had our patrol gotten?

Answer: At day break the next day, our patrol penetrated the rear of the enemy lines, and reached a defiladed position.

Q: At that time, why did they (our forces) send out scouts?

A: At that time, they sent out scouts to watch the enemy's approach, and to prevent a surprise attack from the enemy.

Q: What did the patrol leader observe with the binoculars?

A: The patrol leader, using the binoculars, observed the enemy positions and the movements of the enemy units.

Q: What has the patrol leader observed?

A: He has observed a long convoy. There were tanks and various kinds of vehicles heading for the front.

Q: What has the patrol leader also observed of the enemy?

A: He has also observed the enemy's fortifications.

Q: What were there at the enemy's defense lines?

A: There were various kinds of emplacements and camouflaged weapons at the enemy's defense lines.

Q: After the patrol leader observed all these things, how did he memorize them?

A: The patrol leader located those fortifications and weapons on the map.

Q: After they accomplished their mission, what did they do?

A: After they accomplished their mission, they cautiously returned.

LESSON 10

TRANSLATION OF DIALOGUE

Q: To where did the patrol leader report this information?

A: The patrol leader reported this information to the division headquarters.

Q: After the division headquarters received the intelligence report, how did they utilize it?

A: The division headquarters, according to this information, worked out an estimate of the enemy situation.

LESSON 10

ORAL MATERIAL - RECOMBINATION AND TRANSLATION

1. Where can we conceal our equipment in this area?
2. Take your position and be ready for any enemy surprise attack.
3. She accomplished her mission by giving up her life.
4. Make an estimate of the enemy situation and send it to me.
5. I believe that field is mined. Look out.
6. You should send out a few scouts before advancing the entire company.
7. Your report is good. It has all the essential information that we need.
8. It is quite difficult to camouflage a large convoy.
9. The use of binoculars is not necessary for such a short distance.
10. Use your field glass to observe anything within sight.
11. Be alert and ready at all times for a surprise attack tonight.
12. The police are putting you under surveillance twenty-four hours a day.
13. This defense line will prevent the enemy to break through our positions.
14. Two tanks are approaching from the south. Have your hand grenades and bazooka ready for action.
15. By means of observation, I will be able to understand the problem better.

LESSON 10

ORAL MATERIAL - RECOMBINATION AND TRANSLATION

16. We have emplacements and camouflaged weapons along our defense line.

LESSON 10

WORD LIST

- | | |
|---------------------|---------------------------------|
| 1. chîn-ch'e | tank |
| 2. tsíp-kân | to get close, approach |
| 3. fōng-chí | to prevent |
| 4. fōng-sîn | defense line |
| 5. ím-t'ai | emplacement |
| 6. kaam-shî | to watch; surveillance |
| 7. k'eí-tsaâp | surprise attack |
| 8. koon-ch'aat | to observe; observation |
| 9. mông-uên-kêng | binoculars, field glass |
| 10. ngai-chong | camouflage |
| 11. oô-sùng-tuí* | convoy (land) |
| (hei-ch'e tuí*) | |
| 12. piu-tîng | to locate, orient |
| 13. saú-ping | scout |
| 14. ts'in-tsùn | to advance |
| 15. tsòk tî:-ts'ing | to work out the estimate of the |
| p'òdn-tuên | enemy situation |
| 16. uên-shing | to complete, accomplish |
| 17. wai-chí | position |
| 18. wân-tûng | movement |
| 19. yán-pai | to conceal; concealment |

LESSON 10

READING MATERIAL

379

- 戒 *kaai*: to warn; caution; to abstain
 戒酒 *kaai tsau*: abstain from spirit or wine
 戒煙 *kaai in*: give up smoking
 戒嚴 *kaai-im*: curfew
 戒指 *kaai-ohí*: ring (finger)

228

- 伏 *fuk*: to prostrate; to overcome
 埋伏 *mai-fuk*: to ambush
 伏兵 *fuk-ping*: an ambush

806

- 擺 *paai*: to display; to arrange; to vibrate.
 擺開 *paai hoi*: to spread out, to display.
 擺布 *paai-pò*: to direct; to show.

戒 伏 擺

戒 伏 擺

901

- 判 *p'ònn*: to judge; to decide.
 判決 *p'ònn-k'wàt*: a decision; decree; determination.
 判斷 *p'ònn-tuán*: to give judgment; to be of opinion.

1235

- 匠 *tséung*: mechanic; worker; artisan.
 木匠 *muk tséung*: carpenter.
 石匠 *shék tséung*: stone-cutter.

判 匠

判 匠

LESSON 10

READING MATERIAL

787

胡 cō: how; why; Mongol.

胡椒 hōō-tsiu: pepper.

胡鬧 hōō-naaŋ: to make a row.

1358

懂 tung: to understand.

懂得 tung tak: to understand.

不懂人事 pat tung yān-sē: slow wit-
tai: unreasonable

762

粘 nīa: to adhere; glutinous; sticky.

粘實 nīa shāt: to paste it tight.

粘米 chīa māi: ordinary rice.

胡

懂

粘

胡 懂 粘

胡

懂

粘

粘

638

馬 18 a donkey; ass.

馬子 18-t.f. donkey; ass.

135

鎚 ch'ui: a hammer to pound; scale; weight

鐵鎚 t'ie ch'ui: a hammer

鎚爛 ch'ui-lān: hammer to pieces

驢

鎚

驢 鎚

驢

鎚

鎚

LESSON 10

READING MATERIAL

第二日黎明時候，ch'ik-候隊深入敵線後
方，yán 伏於一個 yán pai 位置處。佢地派出 sab 兵員
責戒備，監 shī 敵人接近，防止奇襲。

隊長用望遠 kèng 觀察敵人陣地及其部隊
運動。佢發現一隊擺列如長蛇之護送隊，有戰
車及各種車，向前線前進。

佢又詳細觀察敵人之 p. ue 工事防線處
有各種 im-體同 ngai 裝兵器。ch'ik-候隊長即將此
種工事與及兵器位置標定於地圖。然後拔隊
歸去。

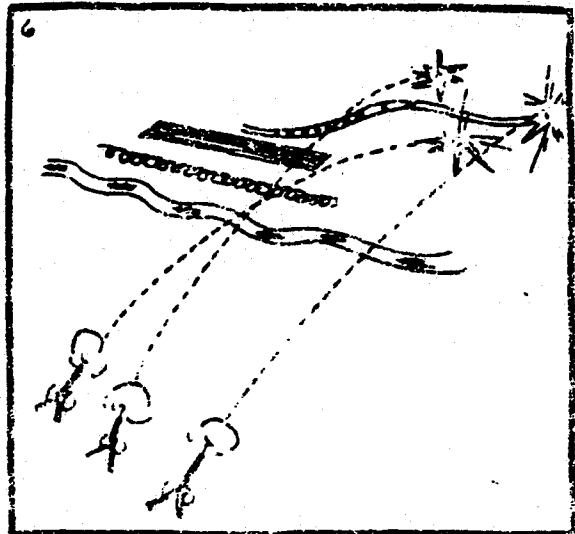


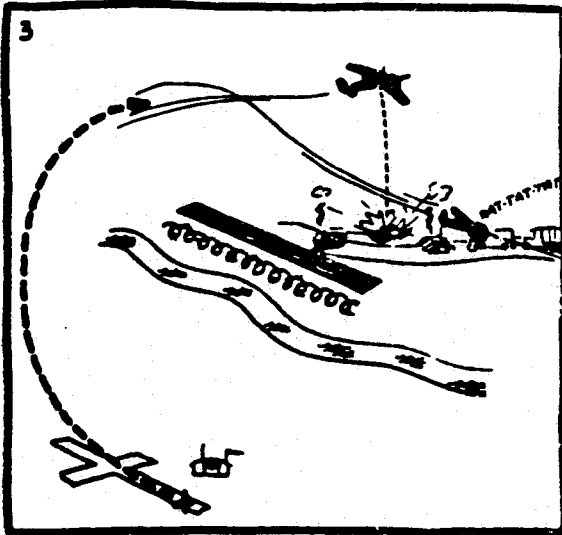
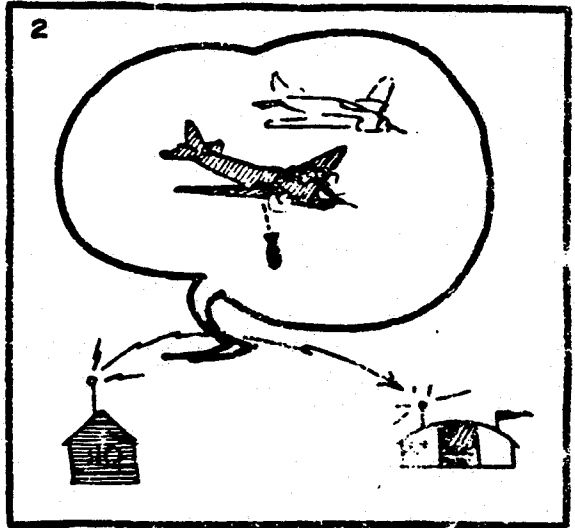
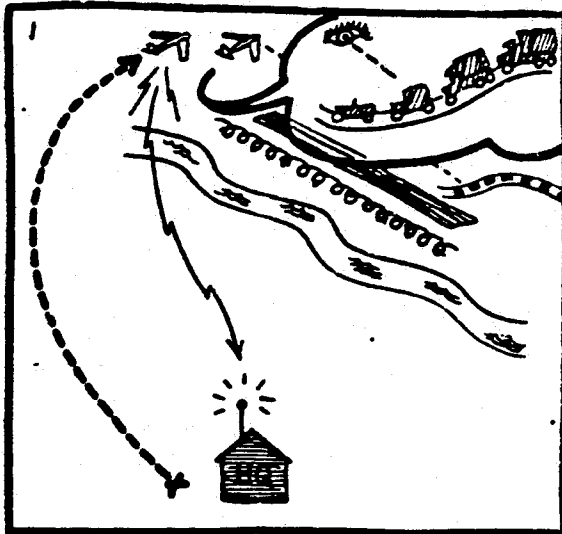
Ch'ik- 候隊之情報報告，到達師司令部之
後，師部即根據此種情報，以作敵情判斷。

LESSON 10

WRITING MATERIAL

戒	Character Number 379		Radical Number 62									
	Stroke Number 7		戈		一	厂	冫	开	戒	戒	戒	
伏	Character Number 228		Radical Number 9									
	Stroke Number 6		亻, 人		ノ	亻	亻	付	伏	伏		
擺	Character Number 806		Radical Number 64									
	Stroke Number 18		扌, 手		扌	扌	扌	扌	扌	扌	扌	扌
					扌	扌	扌	扌	扌	扌	扌	扌
匠	Character Number 1235		Radical Number 22									
	Stroke Number 7		匚		一	フ	了	尸	斤	斤	匠	
判	Character Number 901		Radical Number 18									
	Stroke Number 7		刂, 刀		、	、	二	三	𠄎	判	判	

LESSON 11



LESSON 11

ORAL MATERIAL - DIALOGUE

Mân: Ko k'ap sz-lîng pô tak tō* yaü-kwaan tik-yân kē ts'ing-pō
chi-haü, tsaü tîm-yeüing* huï tsō?

Taap: K'ui-tei tseung ni ti ts'ing-pō in-kaü ts'ing-ch'ōh chi-haü,
tsaü tsök yat-kōh p'ōdn-tuēn, in-haü p'aai ch'ut ching-ch'aat-
kei huï kōh kōh k'ui-wîk koon-ch'aat shât-tsoi kē ts'ing-yîng.

M: Ching-ch'aat-kei hai kōh kōh k'ui-wîk t'ai-tō mi-yě?

T: K'ui-tei t'ai-tō yat-tui tik-yân kē oō-süng-tui* heüng ts'in
sin ts'in-tsün.

M: K'ui-tei tîm-yeüing* t'ung-chi sz sz-lîng-pō?

T: K'ui-tei tsik-haak yüing mō-sün-tîn t'ung-chi sz sz-lîng pô.

M: Sz-pō t'ung-chi mi-yě kē pō-tui*?

T: Sz-pō t'ung-chi hung-kwan pō-tui*.

M: Hung-kwan p'aai mi-yě fei-kei huï kwang-châ t'ung sō-shê
tik-yân?

T: Hung-kwan p'aai chin-taü kwang-châ-kei huï kwang-châ t'ung
sō-shê tik-yân.

M: Hing kwang-châ-kei yaü pin shuē hei-fei?

T: Hing kwang-châ-kei yaü siü-yîng kei-ch'eüng hei-fei.

M: Hing kwang-châ-kei iü kei noi in-haü tō mük-piu k'ui-wîk?

T: Hing kwang-châ-kei hai kei fan-chung chi-noi tō mük-piu
k'ui-wîk.

M: K'ui-tei kin-tō tik-yân tsaü tîm-yeüing'.

LESSON 11

ORAL MATERIAL - DIALOGUE

- T: K'ui-tei kin-tò tik-yān tsaū sò-shê t'ing kwang-chā tik-yān.
- M: Hó toh tik-yān kè mi-yě pei p'òh-waai-chòh?
- T: Hó toh tik-yān kè t'aán-hak-ch'e pei p'òh-waai-chòh.
- M: Yaū ti tik-yān kè t'aán-hak-ch'e tím-yeung*?
- T: Yaū kei kà tik-yān kè t'aán-hak ch'e ch'it-láp yat-kòh fong-hung chān-tei.
- M: Ngòh-tei kè fei-kei yaū mǒ pei tik-yān tá-chùng?
- T: Yaū, yaū yat-kà fei-kei pei tik-yān tá-chùng, k'eī-uē kè fei-kei to on-ts'uēn fei faán kei-tei.
- M: Pei tá-chùng kè fei-kei kè fei-haang-uēu tím-yeung*?
- T: Fei-haang-uēn kin fei-kei shiu-cheük-chòh, tsaū tsik-haak t'iu saán, on-ts'uēn kòng-lòk.
- M: Ngòh kwan yaū tím-yeung* fung-sòh ni kòh tsaáp-chung k'ui-wik?
- T: Ngòh kwan yaū yung chòh-chí shê-kik fung-sòh ni kòh tsaáp-chung k'ui-wik.

LESSON 11

TRANSLATION OF DIALOGUE

Question: After the high headquarters received the intelligence concerning the enemy, what did they do?

Answer: After they thoroughly studied the intelligence they made an estimate. Then they sent a reconnaissance plane to that area to observe the actual situation.

Q: What did the reconnaissance plane see at that area?

A: They saw an enemy convoy advancing toward the front.

Q: How did they inform the division headquarters?

A: They immediately informed the division headquarters by radio.

Q: What unit did the division headquarters inform?

A: The division headquarters informed the Air Force.

Q: What kind of planes did the Air Force send out to bomb and strafe the enemy?

A: The Air Force sent out fighter-bombers to bomb and strafe the enemy.

Q: From what place did the light bomber take off?

A: The light bomber took off from the airstrip.

Q: How long did the light bomber take to reach the target area?

A: The light bomber arrived at the target area within a few minutes.

Q: What did they do when they saw the enemy?

A: When they saw the enemy they bombed and strafed them.

Q: What of the enemy's was destroyed?

LESSON 11

TRANSLATION OF DIALOGUE

- A: Many of the enemy's tanks were destroyed.
- Q: What did some of the enemy's tanks do?
- A: Several enemy tanks set up an air-defense position.
- Q: Were any of our planes hit by the enemy?
- A: Yes, one of our planes was hit by the enemy; the rest of the planes returned to the base safely.
- Q: What happened to the pilot of the plane that was hit?
- A: When the pilot saw that the plane caught fire, he parachuted immediately and landed safely.
- Q: How did our force interdict this concentration area?
- A: Our force used interdiction fire to interdict this concentration area.

LESSON 11

ORAL MATERIAL - RECOMBINATION AND TRANSLATION

1. General Chan wants to concentrate all his men in the vicinity of the airport.
2. When the plane is on fire, you have to parachute for safety.
3. Driving a tank is not any easier than driving an automobile.
4. I hit the target the first time but I missed it the second time.
5. That plane is large, but it can land on a small airfield.
6. Our fighter bombers reached their target area and bombed the enemy airstrip.
7. Who is the highest ranking officer in your group?
8. She went to the Far East to study the actual situation of that country.
9. If the answer is not given within five minutes, we will attack.
10. I want to shoot at the enemy with this machine gun, but I am out of ammunition.
11. When do you use interdiction fire?
12. The actual situation is very bad. Be prepared.
13. The tank was hit and burned at the intersection.
14. You will have to study the problem further, and give me the solution within a month if possible.
15. Our objective is the airstrip on the south of the city approximately twenty-five miles from here.
16. Concentrate your fire on the fighter bomber and never mind about the others.

LESSON 11

WORD LIST

- | | | |
|-----|------------------------|--|
| 1. | chín-taù kwang-châ-kei | fighter bomber |
| 2. | chóh-chí shê-kik | interdiction fire |
| 3. | ín-kaù | to study |
| 4. | ko-k'ap | high-ranking |
| 5. | k'ui-wík | area |
| 6. | mûk-piu | objective, target |
| 7. | shiu-cheûk | to get burned |
| 8. | sò-shê | to strafe |
| 9. | siú-yíng kei-ch'eûng | small airfield, airstrip |
| 10. | t'aán-hak-ch'e | tank |
| 11. | tsaâp-chung | to concentrate, mass; concentra-
tion |

LESSON 11

READING MATERIAL

155

挑 t'iu: to bear a load; to choose; to pick out; to irritate; to provoke; to mix up.

挑夫 t'iu-foo: a coolie.

挑選 t'iu-suán: to select; to choose.

挑動 t'iu tung: to stir up.

890

撲 p'òk: to strike down; to rush against.

撲滅 p'òk-mit: to extinguish

722

沒 moŋt: to perish; loss; 沒 (Mandarin)

埋沒 maaI-moŋt: hidden; unknown.

沒收 moŋt-shau: to be confiscated.

挑

撲

沒

挑 撲 沒

挑

撲

沒

沒

10

猜 ch'ai: to guess, suspect.

猜謎 ch'ai-mī: to guess riddles

猜想 ch'ai-sung: to conjecture

猜枚 ch'ai-moī: morra (game of guessing at fingers held up)

560

棍 kwán. a stick; club; rod.

一條棍 yat t'iu kwán: a stick; a cane.

光棍 kwong-kwán: rascal.

棍徒 kwán t'ò: ruffian; rowdy.

提棍 kwán-p'ín: to cheat.

猜

棍

猜 棍

猜

棍

LESSON 11

READING MATERIAL

22

抓 chāu: to scratch

抓爛 chāu-lān: to lacerate

抓搔 chāu-sā: to scratch

267

稀 hēi: few; far apart; watery

稀疏 hēi-shū: wide apart

稀稀地 hēi-hēi-tēi: sparsely; watery.

52

桌 ch'auk: table; stand.

抓

稀

桌

卓

抓

稀

桌

抓

稀 卓

卓

1446

恩 yān: kindness; grace; favor.

恩人 yān-yān: benefactor; patron.

恩惠 yān-wai: grace; bounty.

585

犁 lái: a plow; to plow.

犁田 lái t'ien: to plow.

犁耙 lái-p'ā: a harrow.

恩

恩

恩

犁

犁

犁

犁

LESSON 11

READING MATERIAL

之見線
報然無
情果用
得形刻
所情即
隊在員
候實機
觀察進
研究去
研機前
部察何
令偵隊
司出送
高級派
刻派人
後即敵
倒通電

門由
戰架域
出數區
派機標
軍炸目
空轟到
軍輕即
空選內
知挑鐘
通告空
報炸飛
據轟起
根行場
部實機
師炸機
轟小 ying

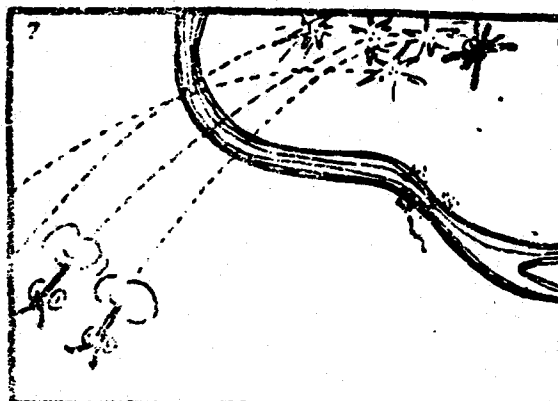

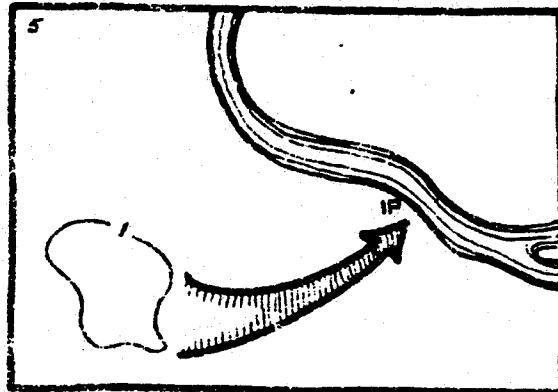

戰空傘
之防跳
人一員
敵立行
射設飛
掃時毀
復臨被
炸架彈
轟數中
攻有機
撲但一
人多擊
敵極友
向者機
機壞我
飛破何
車陣安
區全域

LESSON 11

WRITING MATERIAL

挑	Character Number 1155		Radical Number 64				
	Stroke Number 9		才, 手				
	一	丨	才	扌	扌	扌	挑
挑							
撲	Character Number 890		Radical Number 64				
	Stroke Number 15		才, 手				
	一	丨	才	扌	扌	扌	撲
撲							
沒	Character Number 722		Radical Number 85				
	Stroke Number 7		氵, 水				
	丶	丨	氵	冫	冫	沒	沒
沒							
棍	Character Number 560		Radical Number 75				
	Stroke Number 12		才, 木				
	一	丨	才	木	扌	扌	棍
棍							
恩	Character Number 1446		Radical Number 61				
	Stroke Number 10		心				
	丨	冂	冂	因	因	恩	恩
恩							

LESSON 12.



LESSON 12

ORAL MATERIAL - DIALOGUE

Mân: Ch'uên-lîng yân-uên sùng mi-yě tò pòb sz sz-pô?

Taáp: Ch'uên-lîng yân-uên sùng yat-kín kík-kei-mât mîng-lîng
tò pòb sz sz-pô.

M: Ni kín mîng-lîng kóng mi-yě?

T: Ni kín mîng-lîng kiú pòb sz chuên-1 kung-shai.

M: Sz-lîng-pô tsíp-tó mîng-lîng chi-haú, tsaú tím-yeúng* kung-
tsòk?

T: Sz-lîng-pô kè ch'aam-maú yân-uên tsíp-tó mîng-lîng chi-haú,
tsaú kan-kui mîng-lîng kai-waák tsòk-chín, k'uí-teí fei-
sheúng-chi mông.

M: Sz-cheúng tong-shí kè kung-tsòk tím-yeúng*?

T: Sz-cheúng kan-kui sz kè yâm-mô, tík kwan t'ung ngõh kwan
leúng-fong-mín kè ts'ing-yíng, teí-yíng, t'ung k'ei-t'a yaú-
kwaan kè ts'ing-pô, tsòk chông-fông p'òb tuèn.

M: Kóh maán meí t'in-kwong chi-ts'in, ngõh-teí kè yat-kòh lín
tím-yeúng*?

T: Kóh maán meí t'in-kwong chi-ts'in, ngõh-teí kè yat-kòh lín
tsíp-tó tsòk-chín mîng-lîng.

M: Kóh kòh lín yaú pin shuè heúng pin shuè ts'in-tsùn?

T: Kóh kòh lín yaú lín tsaáp-hôp-teí heúng hõh pin kè t'ung-kwòh-
tím ts'in-tsùn.

M: K'uí-teí tím-yeúng* tô hõh?

T: Hõh shuè yaú faú-k'íú shuén táng k'uí-teí tô hõh.

LESSON 12

ORAL MATERIAL - DIALOGUE

- M: Kóh ti shuēn yaū mi-yē pō-tui* ká-shai.
- T: Mooī chék shuēn yaū leūng-kòh kung-ping, k'uí-tei ká-shai faū-k'íū-shuēn loī ooi tō-haū shuē.
- M: Ngōh-tei kē pō-ping ts'in-tsun kē shī-haū, ngōh-tei kē p'aaū-ping tīm-yeūng*?
- T: Ngōh-tei kē pō-ping ts'in-tsun kē shī-haū, p'aaū-ping hoi-ch'í maāng-lí+ kē taān-mōk shē-kik.
- M: Ni ts'è taān*-mōk shē-kik kē chuē-iū múk-tik hai mi-yē?
- T: Ni ts'è taān*-mōk shē-kik kē chuē iū múk-tik hai im-oō ngōh kwan ts'in-tsun, p'òh-waai tik kwan kē chān-tei, aat-chai tik kwan kē hāng-tūng, t'ūng ts'it-iuēn tik-yān kē pō-k'ap-sin táng táng.
- M: Ni ts'è p'aaū-kik kē kit-kwóh tīm-yeūng*?
- T: Ni ts'è p'aaū-kik kē kit-kwóh, ngōh kwan tak-tó fōh-lík yau-shai.

LESSON 12

TRANSLATION OF DIALOGUE

Question: What did the courier deliver to this division headquarters?

Answer: The courier delivered a secret order to this division headquarters.

Q: What did this order say?

A: This order ordered this division to shift to offensive.

Q: After the headquarters received the order, what did they do?

A: After the staff members of the headquarters received the order, they mapped out the operation according to the order. They were extremely busy.

Q: What did the division commander then do?

A: The division commander, according to the mission of the division, the situation of the enemy troops and our forces, terrain, and other information concerned, made an estimate of the situation.

Q: That night before dawn, what happened to one of our companies?

A: That night before dawn, one of our companies received the operation order.

Q: From where and to where did that company advance?

A: That company advanced from the company assembly area toward the riverside's initial point.

Q: How did they cross the river?

A: There were pontoon boats waiting along the river for their crossing.

LESSON 12

TRANSLATION OF DIALOGUE

Q: By what unit were the pontoon boats operated?

A: There were two engineers in each boat. They operated the pontoon boat back and forth as a ferry.

Q: When our infantry pushed on, what did our artillery do?

A: When our infantry pushed on, the artillery opened up with a heavy fire of barrages.

Q: What was the main purpose of the fire of barrages this time?

A: The main purpose of the fire of barrages this time was to cover our forces advance, to destroy the enemy positions, to suppress the enemy's action, to cut off the enemy's supply line, etc.

Q: What was the result of the shelling this time?

A: As a result of the shelling this time, our force gained fire superiority.

LESSON 12

ORAL MATERIAL - RECOMBINATION AND TRANSLATION

1. Our unit gained fire superiority by using additional artillery pieces and other modern weapons.
2. The point of river crossing is approximately 60 miles south of this area.
3. You had better spend more time to study the terrain of this area.
4. When our unit starts to advance, the company will request artillery support.
5. Sgt Lee, delivered this order to Capt Wong at the division headquarters.
6. Our fire power is so devastating that everything within a radius of one mile will be destroyed.
7. This matter is top secret. Do not entrust it to any courier.
8. He may be stupid in some fields but he knows how to operate automobiles, boats and airplanes.
9. For the sake of safety, please swim close to the river bank.
10. Usually fire superiority will make a difference between victory and defeat.
11. We will cross the river in the morning. The pontoon boats are to be ready by tonight.
12. The enemy will launch a sneak attack tonight.
13. I still cannot make an estimate of the situation with this available information.

LESSON 12

ORAL MATERIAL - RECOMBINATION AND TRANSLATION

14. Your order is to suppress enemy advance toward this sector.
15. The barrage is intended to destroy the enemy's fortifications.
16. I need a courier to carry this urgent message to the headquarters.

LESSON 12

WORD LIST

- | | |
|--------------------------|---------------------------|
| 1. aăt-chai | to suppress |
| 2. chông-fông p'òòn-tuèn | estimate of the situation |
| 3. chuén-1 | to shift to |
| 4. ch'uèn-ling yán-uèn | courier |
| 5. faăt-tung | to initiate, launch |
| 6. faū-k'iū-shuèn | pontoon boat |
| 7. fòh-lík | fire power |
| 8. fòh-lík yau-shai | fire superiority |
| 9. kík-kei-mât | secret |
| 10. maäng-lít | devastating, violent |
| 11. poón sz sz-pô | our division Hqs |
| 12. taân-mòk shê-kik | fire of barrages |
| 13. tei-ying | terrain |
| 14. tô-hai | ferry (place) |
| 15. t'ung-kwòh tím | initial point |
| (ch'ut-faăt-tím) | |

LESSON 12

READING MATERIAL

884

抱 p'ò: to embrace;
to carry in arms;
to cherish.

抱病 p'ò péng: to be ill.

抱歉 p'ò-hip: I regret;
I am sorry.

16

賺 chān: earn,
gain, to make
profit.

賺錢 chān-tó 'in: to
earn money.

贖回 chān-yung: to
make a com-
mission.

338

姨 i: maternal aunt
(1) sister-in-law

姨母 i-mò: elder maternal
aunt

姨媽 i-ma: elder maternal
aunt

姨丈 i-chang: husband
of maternal aunt

姨表 i-piú: maternal
first cousins

抱

賺

姨

抱 賺 姨

抱

賺

贖

姨

1344

奪 tuét: to take by
force; to take
away.

奪去 tuét hui: to take
away by force.

奪回 tuét ooi: to get
back by force.

830

憑 p'ing: proof; to
lean on; trust
in.

憑據 p'ang-kui: proof;
evidence.

文憑 mán-p'ing: diploma;
certificate.

奪

憑

奪 憑

奪

憑

憑

135

LESSON 12

READING MATERIAL

1346

堆 tui: heap; mass;
pile; to heap.

草堆 ts'ò tui: a stack
of straw.

堆塞 tui-sak: to block
up; to ob-
struct.

1433

禍 wón: calamity;
woe; misfortune.

惹禍 yě wón: to bring
misfortune on
oneself.

禍根 wón kan: the seed
of misfortune.

1431

鍋 wón: pot; boiler;
pan; caldron.

煨鍋 nuǎn wón: heater
for wine or
food.

堆 禍 鍋

堆 禍 鍋

堆 禍 鍋

23

掉 ch'au: to row,
propel

掉艇 ch'au-t'ing: to
row a boat

掉槳 ch'au-tsung:
to pull an oar

1177

塗 t'ò: to daub; to
blot out; mire;
dirt.

塗污 t'ò oo: to besmear.

塗改 t'ò koi: to alter.

掉

掉

掉 擡 掉

塗

塗

塗

LESSON 12

READING MATERIAL

傳令人員送一件極機密命令到師部。命令
本師轉移攻勢。因此司令部參謀人員計劃作
戰非常之忙。

師長根據本師所負任務，與及敵我兩軍
情形，地形，同其他有關之情報，作狀況判斷。

未天光之前，本師一個連接倒作戰命令
由連集合地向河邊通過點前進。河邊已有 fau
橋船在此處等候。每船有兩工兵擔任 shai 船工
作。來來去去，運全連官兵過河。

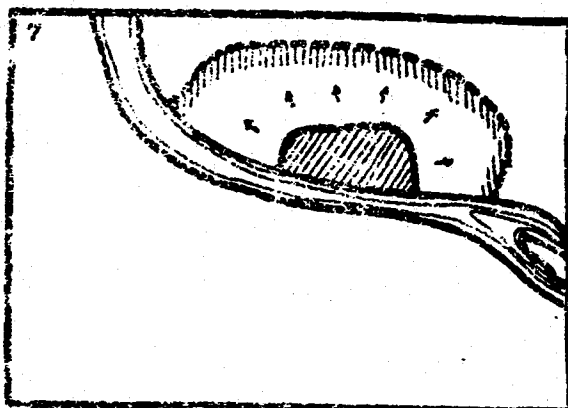
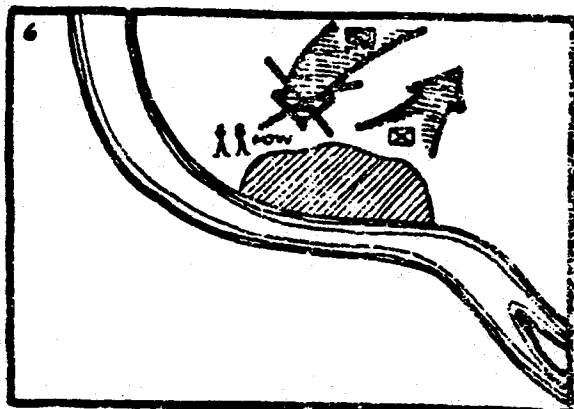


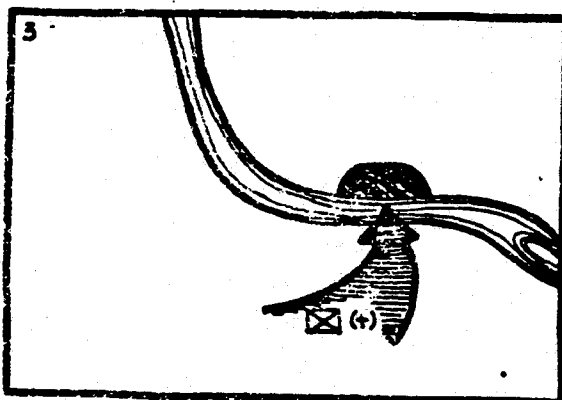
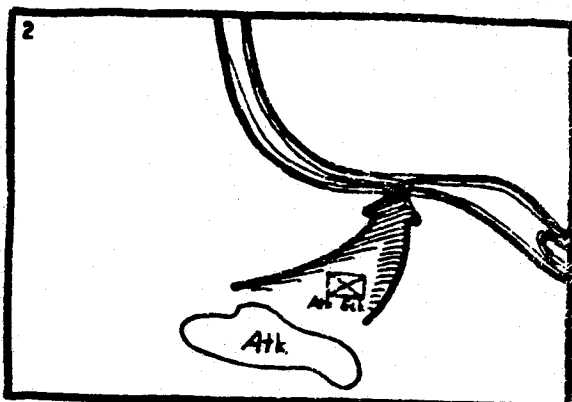
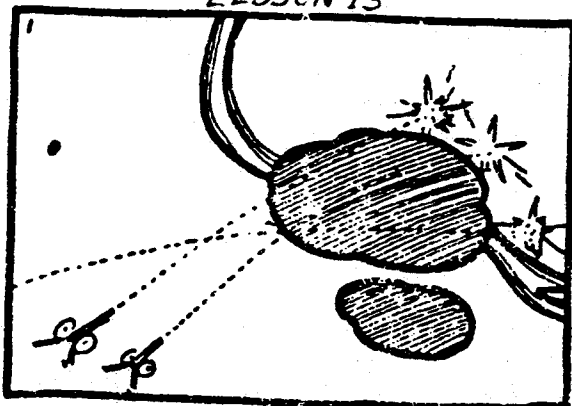
我方砲兵開始猛烈射擊，協助步兵前進，
同時毀壞敵軍陣地，壓制敵軍行動，與及切斷
其補給線。

LESSON 12

WRITING MATERIAL

抱	Character Number 884		Radical Number 64				
	Stroke Number 8		扌, 手				
	一	扌	扌	扌'	扌	扌	扌
賺	Character Number 16		Radical Number 154				
	Stroke Number 17		貝				
	冂	月	月	目	貝	貝	貝'
姨	Character Number 338		Radical Number 38				
	Stroke Number 9		女				
	レ	レ	女	女'	女''	女'''	女''''
奪	Character Number 1344		Radical Number 37				
	Stroke Number 14		大				
	一	ナ	大	大	大	大	大
憑	Character Number 830		Radical Number 61				
	Stroke Number 16		心				
	、	、	、	、	、	、	、
	憑	憑	憑	憑	憑	憑	憑

LESSON 13



LESSON 13

ORAL MATERIAL - DIALOGUE

Mân: Hai tsòk-chín kè shī-haû, ngõh-teî tím-yeûng* che-pai
ngõh kwan kè haäng-tûng?

Taáp: Hai tsòk-chín kè shī-haû, ngõh-teî yûng in-mòk che-pai ngõh
kwan kè haäng-tûng; yaü-k'ei-shī tô hõh kè teî-tím kang sui-iâ
yûng in-mòk lai che-pai.

M: Ngõh kwan kè kung-kik kui-tím hai yûng lai tsô mi-yě?

T: Ngõh kwan kè kung-kik kui-tím hai yûng lai im-oô ngõh kwan
kè kung-kik.

M: Ngõh-teî kè mi-yě pô-tui* lei-hoi kung-kik chún-peî wai-chi?

T: Ngõh-teî kè pô-ping kung-kik t'ai-tui* lei-hoi kung-kik chún-
peî wai-chi.

M: Ngõh-teî kè pô-ping kung-kik t'ai-tui* lei-hoi kung-kik chún-
peî wai-chi chi-haû, k'ui-teî tsaü tím-yeûng* à?

T: K'ui-teî tsaü hoi-ch'í tô hõh, i-ch'é tô hõh shing-kung.

M: Poón sz p'aaí mi-yě pô-tui* hui tsang-oôn?

T: Poón sz p'aaí haû-tsúk t'ai-tui* hui tsang-oôn.

M: Ngõh-teî kè yat-kòh lín hui-tò yat-kòh tím-yeûng* kè wai-chi?

T: Ngõh-teî kè yat-kòh lín hui-tò yat-kòh hó kè ch'ung-fung chún-
peî wai-chi.

M: Kòh kòh lín sin yûng pin chúng shê-kik?

T: Kòh kòh lín sin yûng ch'ung-fung shê-kik.

M: K'ui-teî ts'in-tsùn tò pin shue?

T: K'ui-teî heung tik-yán ch'ung-fung, ts'in-tsùn tò tik-yán kè
chân-teî. K'ui-teî nang-kaü tsip-kán tik-yán, t'ung ts'im-mít
tik-yán.

LESSON 12

ORAL MATERIAL - DIALOGUE

- M: K'ui-tei tim-yeung* kung-kik tik-yan ke p'aau-ngaän?
- T: K'ui-tei yung p'an-föh-hei p'an-shê tik-yan ke p'aau-ngaän.
- M: Ni ts'ê kung-kik ke kit-kwöh tim-yeung*?
- T: Ni ts'ê kung-kik hó shing-kung. Tik-yan pei pik t'au-höng, waäk-ché pei ts'im-mit.
- M: Tik-yan shat-paaí-chöh chi-hau, tik-yan yau tim-yeung*?
- T: Tik-yan heung ngöh kwan faän-kung, seung kón ngöh-tei ke pô-tui* faan kwöh höh.
- M: Tik-yan faän-kung ke kit-kwöh tim-yeung* á?
- T: Kit-kwöh tik-yan pei ngöh-tei kik-t'ui; tik-yan ke shaú-kwan pei ngöh-tei foo-lö. Ngöh kwan kw'öng-cheung k'iu-t'au-pó.

LESSON 13

TRANSLATION OF DIALOGUE

Question: During the time of operation, how did we conceal our action?

Answer: During the time of operation, we employed a smoke screen to conceal our action, especially the river-crossing location had to be concealed with a smoke screen.

Q: For what were our fire bases?

A: Our fire bases were for covering our attack.

Q: Which units of our force left the attack position?

A: Our infantry attacking echelon left the attack position.

Q: After our infantry attacking echelon left the attack position, what did they do?

A: They initiated the river-crossing. It was very successful.

Q: What units were sent from our division for reinforcement?

A: Our division sent the successive echelon for reinforcement.

Q: What position did one of our companies reach?

A: One of our companies reached a good assault position.

Q: What kind of fire did that company first employ?

A: That company first employed marching fire.

Q: How far did they advance?

A: They charged against the enemy, advancing to the enemy's positions. They were able to get close to the enemy and annihilate the enemy.

Q: How did they attack the enemy's embrasure?

A: They used flame throwers to blow the enemy's embrasure.

LESSON 13

TRANSLATION OF DIALOGUE

- Q: What was the result of the attack this time?
- A: This time the attack was very successful. The enemy was either forced to surrender or was annihilated.
- Q: After the enemy lost the combat, what did they do?
- A: The enemy launched a counter-attack, intending to drive our troops back across the river.
- Q: What was the result of the enemy's counter-attack?
- A: The enemy was eventually beaten off. The enemy defenders were captured, and our troops expanded the bridgehead.

LESSON 13

ORAL MATERIAL - RECOMBINATION AND TRANSLATION

1. Do you think you can get your men to the assault position by 0500 hours tomorrow?
2. Captain, I have two captives; both of them are high ranking officers.
3. Because of the lack of ammunition, we should not employ assault fire.
4. What action will you take when you reach the assault position?
5. The successive echelon will be here within an hour.
6. Our attacking echelon drove the enemies away from their bridgehead.
7. The 1st Company had set up the bridgehead at the initial stage of landing.
8. The fire coordinating center should be farther away from the front line.
9. I will take charge of the attacking position at the left and you will take charge the one at the right.
10. Our troops use hand grenades and flame throwers to destroy the enemy hiding inside of the emplacement.
11. You should camouflage the embrasure with something.
12. Please be quiet. We are approaching the front now.
13. I was forced to jump into the river. It was a good thing that I know how to swim.
14. The defenders of the airport were all annihilated.

LESSON 13

ORAL MATERIAL - RECOMBINATION AND TRANSLATION

15. Use your flame thrower to smoke out any enemy hidden in the caves.
16. Any action on the part of the enemy at this time can be advantageous to us.
17. Take your position, be ready, aim and fire.

LESSON 13

WORD LIST

- | | |
|---------------------------------|--------------------------------|
| 1. ch'ung-fung chún-peí wai-chí | assault position |
| 2. ch'ung-fung shê-kik | assault fire, marching fire |
| 3. foo-lǒ | to capture (personnel) captive |
| 4. haǎng-tûng | action |
| 5. haû-tsiúk t'ai-tui* | successive echelon |
| 6. k'iu-t'au-pó | bridgehead |
| 7. kón | to drive away |
| 8. kung-kik chún-peí wai-chí | attack position |
| 9. kung-kik kui-tím | base of fire |
| 10. kung-kik t'ai-tui* | attacking echelon |
| 11. kw'óng-cheung | to expand; exploitation |
| 12. p'aaû-ngaǎn | embrasure |
| 13. p'ân-fóh-hei | flame thrower |
| 14. p'ân-shê | to spray, blow |
| 15. peí pik | to be forced |
| 16. shaú kwan | defenders (troops) |
| 17. ts'im-mít | to annihilate |

READING MATERIAL

642

累 lú: to involve;
to embarrass;
to accumulate.

連累 lín-lú: to involve
some one.

受累 shāu lú: implicat-
ed.

拖累 t'oh lú: to involve
other.

累

累

累

45

遮 che: to cover, an
umbrella (Cl. pa)

雨遮 yǔ che: umbrella

遮住 che-chū: cover
over; conceal

遮

遮

遮

勇

勇

勇

916

羞 sau, ch'ái: to put
to shame; to
feel ashamed.

羞耻 sau ch'í: shame.

羞辱 sau-yú: to insult;
to put to shame.

羞

羞

羞

147

1499

勇 yǒng: bravery; dar-
ing; courage.

勇敢 yǒng-kón: bravery;
courage.

勇氣 yǒng-hé: brave
spirit; valor.

1046

喪 sàng: mourning;
to lament; a
funeral.

喪事 sàng shì: funeral
affair.

喪禮 sàng lǐ: funeral
rites.

喪失 sàng-shat: deprived
of.

喪氣 sàng hé: crest-
fallen; downcast.

喪

喪

喪

喪

LESSON 13

READING MATERIAL

13

2

澤 chāk: benefits, moist, fertile.

潤澤 yūn-chāk: Wealthy, robust

挨 ai: toward, against.

挨晚 ai-mǎn: towards evening

479

稈 kōn: stubble; straw.

禾稈 wōh-kōn: rice straw.

掃稈 sò kōn: a straw broom.

澤

挨

稈

澤

澤

挨 稈

稈

259

瞎 hā: blind

瞎眼 hā ngān: blind

371

稼 kà: to sow grain; (ka) agricultural work

稼穡 kà-shik farming, sowing and reaping

稼穡艱難 yà-shik kǎn-nān: the toils of a farmer's life

瞎

稼

瞎

瞎

稼

稼

LESSON 13

READING MATERIAL

復由我軍用煙 -mōk 遮 -pai 行動同 t8 河地點，
攻擊攻擊據點掩護攻擊步兵攻擊梯隊離開
準備位置，開始 t8 河。

連士我軍 t8 河成功後續梯隊即前進增援一
fung 兵抵達一良好衝 -fung 準備位置利用人衝
敵人消滅有等地方需地所用 p'an 火器 p'an 射
敵人砲眼，以迫敵人投降。


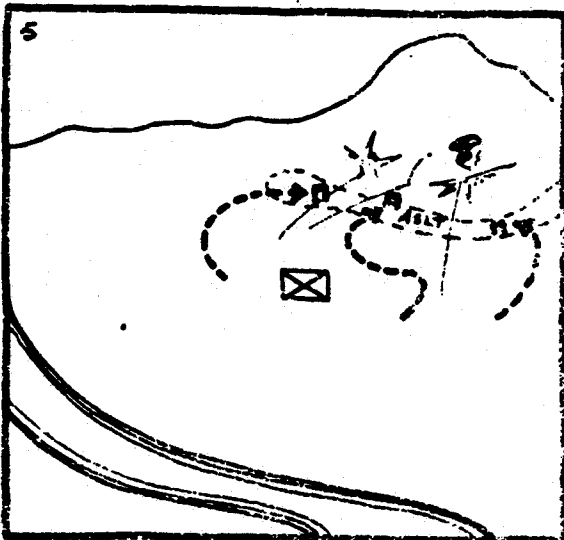
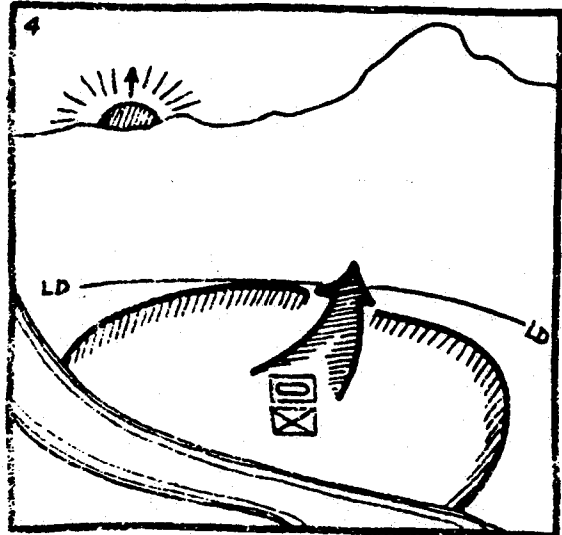
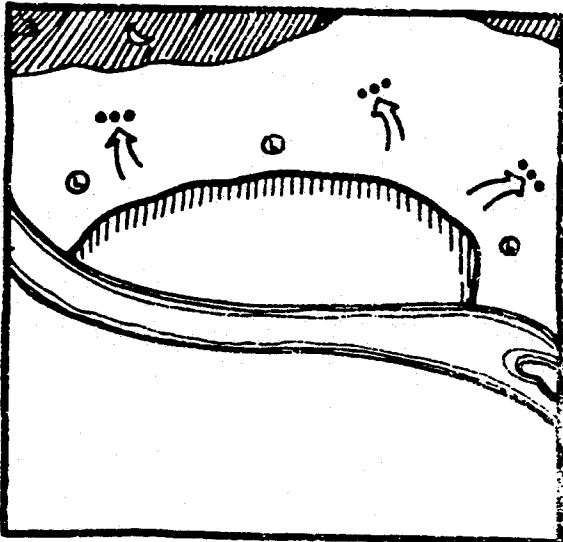
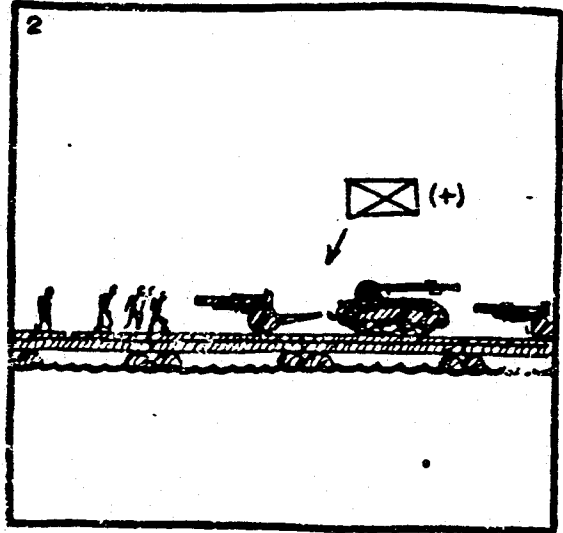
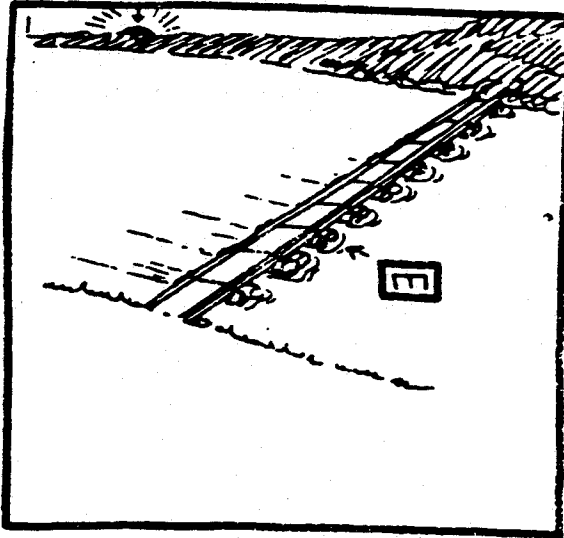
我軍敵雖喪失不陣地傷亡重仍思向
張橋友攻但我軍英勇作戰將擊退我軍規
攻頭 p6 . 建立堅固陣地準備全方面大規模

LESSON 13

WRITING MATERIAL

累	Character Number 642		Radical Number 102				
	Stroke Number 11		田				
	丨	冂	冂	田	田	里	累
	累	累	累				
勇	Character Number 1499		Radical Number 19				
	Stroke Number 9		力				
	丿	マ	マ	冫	冫	冫	冫
勇							
喪	Character Number 1046		Radical Number 30				
	Stroke Number 12		口				
	一	十	十	𠂇	𠂇	𠂇	𠂇
喪	喪	喪	喪				
遮	Character Number 45		Radical Number 162				
	Stroke Number 15		辵, 走				
	丶	一	广	广	广	广	广
遮	遮	遮	遮	遮	遮	遮	
羞	Character Number 916		Radical Number 123				
	Stroke Number 11		羊, 羊				
	丶	丶	二	二	羊	羊	羊
羞	羞	羞					

LESSON 14



LESSON 14

ORAL MATERIAL - DIALOGUE

Mân: Ngõh kwan kei shī chún-peí ts'uēn-mín taaí-kw'ai-mō kung-kik?

Taáp: Ngõh kwan kè kung-kik t'ai-tuí* chím-lǐng k'iu-t'aū-pó
chi-haū, ngõh-teí tsaū chún-peí ts'uēn-mín taaí-kw'ai-mō
kung-kik.

M: Hai faat-tung taaí-kw'ai-mō kung-kik kóh maän, ngõh-teí kè
kung-ping foô-chaak pin chùng kung-tsòk?

T: Hai faat-tung taaí-kw'ai-mō kung-kik kóh maän, ngõh-teí kè
kung-ping ĩ-king kà-chòh tô hõh kè faū-k'iu.

M: Kà-chòh faū-k'iu chi-haū, ngõh-teí p'aai pin chùng pô-tuí*
tô hõh hui tsang-oõn kung-kik t'ai-tuí*?

T: Ngõh-teí p'aai chin-ch'e t'ung p'aau-ping tô hõh hui tsang-
oõn kung-kik t'ai-tuí*.

M: Tím-kaaí iú tseung chin-ch'e t'ung p'aau-ping pô-tuí* p'ool-
shük peí pô-ping pô-tuí*?

T: Wai chik-tsip chi-oõn hei-kin, shòh-ĩ tseung k'uĩ-teí p'ool-
sük peí pô-ping pô-tuí*.

M: Maän-t'aū-haak kè shī-haū, ngõh kwan yaū mi-yě häng-tung?

T: Maän-t'aū-haak kè shī-haū, ngõh kwan ch'it-lâp ts'im-t'ing-
shaaū, yaū p'aai ch'ut ch'ik-haū hui saū-shòk tük-yän
t'ung fõng-chí k'uĩ-teí tsô kung-s² waäk-ché ka-k'eung kung-
s².

M: Maän-t'aū-haak kè shī-haū, ngõh kwan chún-peí mi-yě?

LESSON 14

ORAL MATERIAL - DIALOGUE

- T: Maän-t'au-haak kè shi-haü, ngõh kwan yat-fong-mín king-kaal t'ik-yän kè t'au-tsaáp, yat-fong-mín chún-peí t'ing-yät chiu-t'au-tsó kè kung-kik.
- M: Chiu-t'au-tsó kè shi-haü, ngõh kwan p'aaí mi-yě pô-tuí* hui kung-kik?
- T: Chiu-t'au-tsó kè shi-haü, ngõh kwan p'aaí pô-ping t'ung chin-ch'e pô-tuí* t'ung-kwòh kung-kik-ch'ut-faät-sin, k'uí-teí hoi-ch'í kung-kik.
- M: Ngõh-teí kè pô-tuí* tím-yeüŋ* kung-kik?
- T: K'uí-teí yung fòh-lík t'ung wän-tung hui kung-kik, tsik-hai yung chin-ch'e kè fòh-lík hui im-oô pô-ping kè wän-tung.
- M: Pô-ping chin-ling-chón yat-kòh mi-yě kè wai-chí?
- T: Pô-ping chin-ling-chón yat-kòh ch'ung-fung chún-peí wai-chí.
- M: K'uí-teí chin-ling-chón ch'ung-fung chún-peí wai-chí chi-haü, tsaü tím-yeüŋ* à?
- T: K'uí-teí chin-ling-chón ch'ung-fung chún-peí wai-chí chi-haü, tsaü yung ch'ung-fung shê-kik t'ung-t'ik-yän tsòk kân-shan chin-taü.

LESSON 14

TRANSLATION OF DIALOGUE

Question: When did our troops plan to get the big attack into full swing?

Answer: After our attacking echelon occupied the bridgehead, we planned to launch the big attack in full swing.

Q: On the evening when the large scale attack was launched, for what kind of work were our engineers responsible?

A: On the evening when the large scale attack was launched, our engineers had already set up the pontoon bridge for river-crossing.

Q: After the pontoon bridge was set up, what units did we send across the river to reinforce the attacking echelon?

A: We sent tanks and artillery pieces across the river to reinforce the attacking echelon.

Q: Why did we have to have tanks and artillery pieces attached to the infantry units?

A: For the sake of direct support, we had them attached to the infantry units.

Q: During the night, what action did we take?

A: During the night, we established listening posts, and sent out patrols to search for the enemy, and to prevent them from digging in or strengthening their fortifications.

Q: What did we prepare during the night?

A: During the night, we provided security against the enemy's sneak attack, and in the mean time prepared for the attack to take place the next morning.

LESSON 14

TRANSLATION OF DIALOGUE

Q: In the morning, what units did we send out for the attack?

A: In the morning, we sent infantry units and tank units across the line of departure to initiate the attack.

Q: How did our units initiate the attack?

A: They initiated the attack by employing fire and maneuver. That is they employed tank fire to cover the maneuver of the infantry.

Q: What position has the infantry occupied?

A: The infantry has occupied an assault position.

Q: What did they do after occupying the assault position?

A: After they occupied an assault position, they used assault fire to engage in close combat with the enemy.

LESSON 14

ORAL MATERIAL - RECOMBINATION AND TRANSLATION

1. You are my best friend and I certainly will support you.
2. If you do not comply with my instruction , I will report you to your superior directly.
3. We occupied that aristrip since March of last year.
4. How can you build a pontoon bridge across the river of this width with only a handful of pontoon boats?
5. To set up a bridge is a job for the engineers.
6. Although she does not like the idea, she can do nothing but to comply.
7. The enemy had already strengthened their navy and air force.
8. What is the advantage of using a rifle in close combat?
9. Go directly to the line of departure. Perhaps you may catch up with your unit.
10. The headquarters ordered the guards to maintain security at all times. and to report anything that is unusual.
11. Do not rush. You have plenty of time.
12. She is attached to the hospital as an army nurse.
13. The enemy set up a number of listening posts along the front.
14. This is a full scale attack and I am waiting to hear the news of victory.
15. On one hand I attend college but on the other I work part of the time.
16. The army will teach you the techniques of close combat.

LESSON 14

WORD LIST

- | | |
|------------------------------------|------------------------|
| 1. chi-oōn | to support; support |
| 2. chik-tsip | direct |
| 3. chim-līng | to occupy (place) |
| 4. faū-k'iu | pontoon bridge |
| 5. kà | to set up (bridge) |
| 6. ka-k'eūng | to strengthen |
| 7. kân-shan chin-taū
(kân chin) | close combat |
| 8. king-kaaī | security; to watch |
| 9. kung-kik ch'ut-
faāt sīn | line of departure |
| 10. p'ool-shūk | to attach to |
| 11. ts'im-t'ing-shaaū | listening post |
| 12. ts'uēn-mīn | full swing, full scale |
| 13. wai... hei-kin | for the sake of... |

LESSON 14

READING MATERIAL

847

瓶 p'ing: pitcher;
jar; jug; vase.
花瓶 fa-p'ing: a vase.
酒瓶 tsau p'ing: wine
jar.

14

策 ch'ak: to plan,
scheme
計策 kai-ch'ak: a
plan, a scheme
策劃 ch'ak-huak: to
plan.

323

兇 hung: violent;
malevolent;
savage
兇惡 hung-ak: wicked;
malignant
兇手 hung-shau: the
murderer
兇猛 hung-mang: fierce

瓶

策

兇

瓶

策

兇

瓶

策

兇

61

倡 Ch'eung: a leader
to promote

倡議 ch'eung-yi: to make
a motion,
to propose
(an idea).

倡亂 ch'eung-luon: to
lead an in-
surrection.

1182

朵 tóh, teú: a bunch;
a cluster; a
(flower).

一朵花 yat tóh fa: a
stem of
flower, a flower.

耳朵 Y-tón: lobe of the
ear.

倡

朵

倡

朵

倡

朵

朵

LESSON 14

READING MATERIAL

752

毅 ngai: resolute;
enduring.

毅力 ngai-lik: perseverance;
grit.

毅然 ngai-in: resolutely;
determined.

767

尿 niú: urine.

尿盆 niú kong: jar for
public convenience;
urinal.

糖尿病 t'āng-niú-pāng:
diabetes.

802

霸 pà: to rule by
force; tyrannise;
to intimidate

霸佔 pà-chih: encroach.

霸王 pà-wāng: a tyrant.

毅

尿

霸

毅

尿

霸

毅

尿

霸

霸

1070

斯 ss: this; these;
any.

斯文 ss-mān: elegant;
refined.

斯時 ss shí: at this
time.

1116

騰 t'ēng: mount; to
rise; to leap;
to gallop.

騰躍 t'ēng yuék: to
leap; to gallop

斯

騰

斯

騰

斯

騰

159

LESSON 14

READING MATERIAL

策動大規模攻擊之晚上，工兵已完·成·tō
 河·fān 橋戰車與砲兵即趕快過河增援攻擊
 梯隊為直接支援起見，此等戰車與砲兵被配
 屬於步兵部隊。

是晚入黑之後，我軍設立潛聽·shān，又派
 出·ch'ik- 候搜索敵人，及防止敵人做工事。

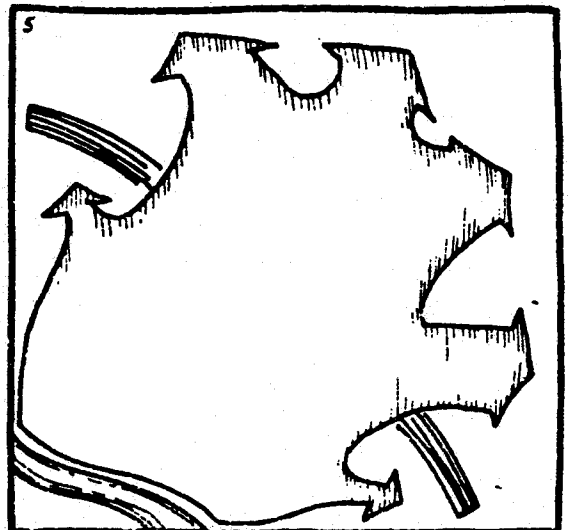
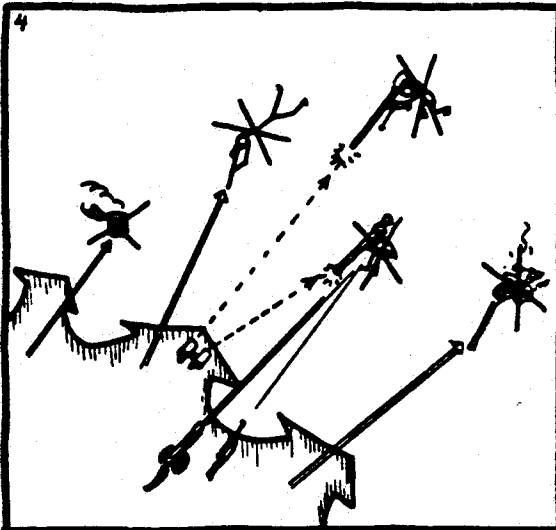
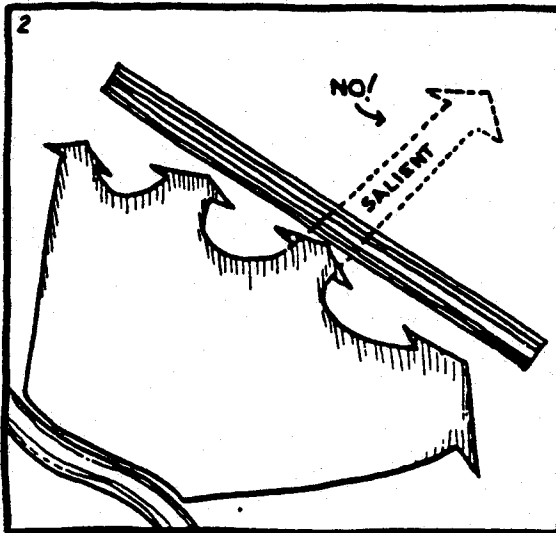
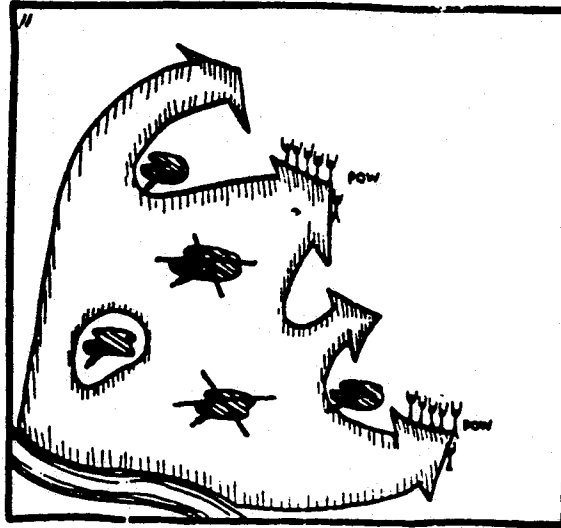
朝早步兵力領射擊，與戰車運動良好，敵人
 開始不久即衝鋒，雙方衝鋒近身戰鬥。
 速，不利。

LESSON 14

WRITING MATERIAL

瓶	Character Number 847		Radical Number 98				
	Stroke Number 10		瓦				
	丩	丩	丩	丩	丩	丩	丩
	瓶	瓶					
策	Character Number 14		Radical Number 118				
	Stroke Number 12		艹, 竹				
	丩	丩	丩	丩	丩	丩	丩
	策	策	策	策	策	策	策
兑	Character Number 323		Radical Number 10				
	Stroke Number 6		儿				
	丩	丩	丩	丩	丩	丩	丩
	兑	兑	兑	兑	兑	兑	兑
倡	Character Number 61		Radical Number 9				
	Stroke Number 10		亻, 人				
	丩	丩	丩	丩	丩	丩	丩
	倡	倡	倡	倡	倡	倡	倡
乃	Character Number 1182		Radical Number 75				
	Stroke Number 7		木				
	丩	丩	丩	丩	丩	丩	丩
	乃	乃	乃	乃	乃	乃	乃

LESSON 15



LESSON 15

ORAL MATERIAL - DIALOGUE

Mân: Ngõh-teî t'ûng tîk-yân tsòk kân-shan chin-taû chi-haû, tsui haû tîk-yân tím-yeûng*?

Taáp: Tsui haû, shóh-yaû tîk-yân chôn-teî kè tai-k'òng-ch'aaû to peî siu-mít, waák-ché peî ch'iu-uêt.

M: Tîk kwan tai-k'òng mō-haaû, k'uĩ-teî tsaû tím-yeûng*?

T: Tîk kwan tai-k'òng mō-haaû chi-haû, tîk kwan ch'it-t'ui; ngõh kwan foo-wòk hó toh tîk-yân.

M: Tîk-yân ch'it-t'ui chi-haû, ngõh-kwan tím-yeûng*?

T: Ngõh kwan heûng ts'in chui-kik, sham yâp tîk-yân kè lîng-t'ó.

M: Ngõh kwan sham yâp tîk-yân lîng-t'ó kè shî-haû, ngõh kwan tím-kaaî iù kòm siú-sam?

T: Ngõh kwan hó siú-sam, yan-waî ngõh-teî m-seúng lîng chôn-teî tât-ch'ut.

M: Ngõh kwan chí-fai-shóh yîk-to tím-yeûng*?

T: Ngõh kwan chí-fai-shóh yîk-to kan-chuê ngõh-teî kè pô-tui* heûng ts'in t'ui-tsùn.

M: Tîk-yân yûng mi-yě paân-faât hin-chai ngõh kwan kè kung-kik.

T: Tîk-yân yûng tsóh-kik-ping, chin-ch'e fōng-uê p'aaû, t'ûng fâ-hôk chin táng-táng paân-faât, hin-chai ngõh kwan kè kung-kik.

M: Ngõh kwan tím-yeûng* tui-foô tîk kwan kè fâ-hôk ping-hei?

T: Ngõh kwan chung-wòh tîk kwan kè fâ-hôk ping-hei.

M: Ngõh kwan yaû p'òh-waaî tîk kwan kè mi-yě?

T: Ngõh kwan yaû p'òh-waaî k'uĩ-teî kè chin-ch'e fōng-uê p'aaû.

LESSON 15

ORAL MATERIAL - DIALOGUE

- M: Tík-yān kè mi-yě pei ngōh-tei t'ai-kin?
- T: Tík-yān kè mō-tsōh-lík p'aaù t'ung fōh-tsin p'aaù kè p'aaù-haù-ìm pei ngōh kwan t'ai-kin.
- M: K'ui-tei kè p'aaù-wai* pei ngōh kwan kè mi-yě p'òh-wai?
- T: K'ui-tei kè p'aaù-wai* pei ngōh kwan pō-ping p'aaù-ping kè fōh-lík p'òh-wai.
- M: Ngōh kwan kung-kik kè kit-kwōh tim yeung*?
- T: Ngōh kwan kè kung-kik hō shing-kung, pin shing tāt-p'òh.

LESSON 15

TRANSLATION OF DIALOGUE

Question: After we had engaged in close combat with the enemy, what did the enemy finally do?

Answer: Finally all pockets of resistance of the enemy's position were cleaned out or by-passed.

Q: When the enemy's resistance became futile, what did they do?

A: After the enemy's resistance became futile, they evacuated. We captured a large number of the enemy.

Q: After the enemy withdrew, what did we do?

A: We pursued the enemy, and penetrated into the enemy's territory.

Q: When we penetrated into the enemy's territory, why did we have to be so careful?

A: We were very careful because we did not want to form a salient at our position.

Q: What did our command post do?

A: Our command post followed our units and pushed forward.

Q: What method did the enemy employ to contain our attack?

A: The enemy employed snipers, antitank guns, and chemical warfare, etc., to contain our attack.

Q: How did we face the enemy's chemical weapons?

A: Our force neutralized the enemy's chemical weapons.

Q: What did we destroy that belonged to the enemy?

A: We destroyed their antitank guns.

Q: What did we see that belonged to the enemy?

LESSON 15

TRANSLATION OF DIALOGUE

A: The muzzle flashes of the enemy's recoilless rifles and rocket launchers were spotted by our force.

Q: By what were their gun positions destroyed?

A: Their gun positions were destroyed by the fire of our infantry and artillery.

Q: What was the result of our attack?

A: Our attack was successful and became a break-through.

LESSON 15

ORAL MATERIAL - RECOMBINATION AND TRANSLATION

1. Your unit will advance from the right and mine will push forward from the left.
2. With whom are you going to consult about the matter?
3. The enemy broke through our defense, but we are not going to retreat.
4. Because of the lack of ammunition, our resistance becomes futile.
5. To form a salient at this time is too dangerous.
6. When we withdraw from this area, we will leave one hundred men to form a pocket of resistance.
7. The muzzle flash was seen miles away last night.
8. From the various intelligence reports, we may be able to figure out all the gun positions of the enemy.
9. The restaurant has become our headquarters recently.
10. They pushed forward ten miles last night, but they retreated twenty miles this morning.
11. The attacking echelon by-passed the enemy's mine-field and obstacles.
12. Shall we pursue the retreating enemy or clean out all the pockets of resistance first?
13. What would you do in case of chemical warfare?
14. Do you know of any way to neutralize the chemical weapons used by the enemy?

LESSON 15

ORAL MATERIAL - RECOMBINATION AND TRANSLATION

15. We have no chance to make a breakthrough without food and ammunition.
16. If our troops push forward too rapidly, we will be in a dangerous position.

LESSON 15

WORD LIST

- | | | |
|-----|-------------------------|---------------------------------|
| 1. | chîn-ch'e fōng-uê p'aaü | antitank gun |
| 2. | ch'it-t'ui | to retreat, withdraw |
| 3. | ch'iu-uêt | to by-pass |
| 4. | chui-kik | to pursue |
| 5. | chung-wōh | to neutralize |
| 6. | fâ-hôk chîn | chemical warfare |
| 7. | heùng ts'ln t'ui-tsùn | to push forward |
| 8. | p'aaü-haü-îm | muzzle flash |
| 9. | p'aaü-wai* | gun position |
| 10. | pîn shīng | to become |
| 11. | siu-mīt | to annihilate, destroy |
| 12. | taï-k'òng-ch'aaü | pocket of resistance |
| 13. | taï-k'òng mō-haaü | resistance becomes futile |
| 14. | tâ-ch'ut | salient |
| 15. | tât-p'òh | to break-through; break-through |
| 16. | tui-foô | to face |
| 17. | t'ui-tsùn | to push, advance |
| 18. | sai-kw'ăn* | germ; bacteria |

LESSON 15

READING MATERIAL

58

漲 chéng: to flood;
over flow
水漲 shuǐ chéng: the
water rises

1119

突 tū: to rush out;
to offend;
suddenly.

突然 tū-rán: suddenly;
without warning

突出 tū-chū: to pro-
ject.

1361

洞 tóng: to see
through; to
perceive; a cave;
cavity.

洞悉 tóng xī: to know
thoroughly.

山洞 shān tóng: a cave;
cavern.

漲

漲

突

洞

漲 突 洞

漲

突 洞

洞

561

菌 kw'án: mushroom;
fungus; mold.

地菌 tēi kw'án: mushroom.

做菌 mèi-kw'án: germs.

細菌 shāi-kw'án: bacteria.

1120

糾 tāi: to correct; to
examine; to
connect; to
join; to comb; to
associate.

糾正 tāi-ching: to cor-
rect.

糾紛 tāi-fan: compli-
cation.

菌

糾

菌 糾

菌

糾

170

LESSON 15

READING MATERIAL

308

筐 hong: an open basket; a couch
竹筐 chuk hong: bamboo basket
筐床 hong-ch'ōng: a square couch

567

顆 kv'ōh: a kernel; ci of small things as pearls, etc.; also of trees
顆樹 yat kv'ōh shue: one tree.

930

耍 shá: to sport; to play.
玩耍 wān-shá: to play.
遊耍 yū shá: to stroll.

筐

顆

耍

筐

顆

耍

1482

讓 yeung: to give away; to yield; to resign.

讓位 yeung-wai: to give place, to abdicate

退讓 t'ui-yeung: to yield; to retire.

1411

挖 waít: to excavate; to dig; to set up; to gouge.

挖井 waít tséng: to dig a well.

讓

挖

讓

挖

讓

挖

LESSON 15

READING MATERIAL

最後所有敵人陣地之抵抗 ch'aaŋ 均被
 消滅或被超越我軍 foo- iŋ 敵人甚多我軍深
 入敵人領土，但進行極為小心，不想令陣地突
 出。

我軍指揮所何前推進敵人仍作因獸之
 門。出盡方指揮所何前推進敵人仍作因獸之
 欲牽制我軍軍中禦砲。器，與化學
 械而戰車防禦砲。器，與化學
 軍之戰車防禦砲。器，與化學





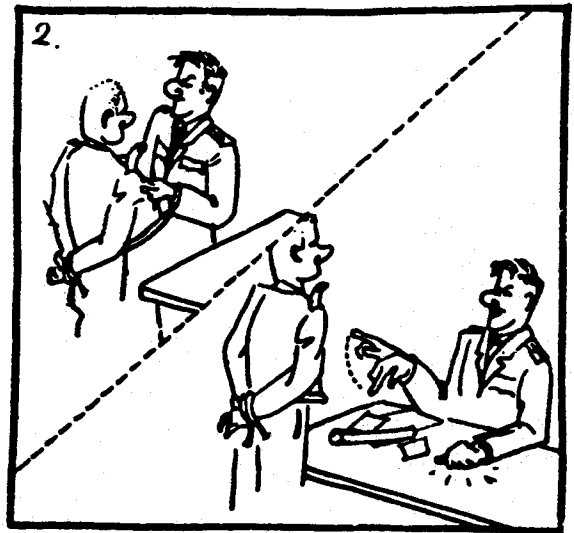

敵人之無後座力砲，與及火箭砲之砲
 口 為我軍擊成後即被我軍步砲兵之火
 壞 我軍擊成後即被我軍步砲兵之火
 砲破。

LESSON 15

WRITING MATERIAL

漲	Character Number 58		Radical Number 85				
	Stroke Number 14		氵, 水				
	·	丶	冫	冫	冫	冫	冫
漲	漲	漲	漲	漲	漲		
突	Character Number 1119		Radical Number 116				
	Stroke Number 9		宀				
	·	丶	宀	宀	宀	宀	宀
突							
洞	Character Number 1361		Radical Number 85				
	Stroke Number 9		氵, 水				
	·	丶	冫	冫	冫	冫	冫
洞							
菌	Character Number 561		Radical Number 140				
	Stroke Number 12		艹, 卂				
	一	十	卂	卂	卂	卂	卂
菌	菌	菌	菌				
糾	Character Number 1120		Radical Number 120				
	Stroke Number 8		糸, 系				
	丩	丩	丩	丩	丩	丩	丩
糾							

LESSON 16



LESSON 16

ORAL MATERIAL - DIALOGUE

Mân: Ngõh-tei foo-lõ-chòh tik-yān chi-haū, ngõh-tei tim-yeung*
ch'ue-lei k'ui-tei a?

Taap: Ngõh-tei tseung kòh ti chin-foo aat faan hui haū-fong kè
sz-ling-pò.

M: Ngõh tei tim-kaai iū sùn-mān chin-foo?

T: Wai tak-tò shòh iū kè chūng-iū ts'ing-pò hei-kin, ts'ing-
pò-koon hai sz kè haū-fong-t'ai-tui* sùn-mān chin-foo.

M: Mei sùn-mān chin-foo chi-ts'in, ts'ing-pò-koon ying-koi tsò
ti mi-yě?

T: Mei sùn-mān chin-foo chi-ts'in, ts'ing-pò-koon sin iū saū-
ch'ā chin-foo kè ts'uēn shan, t'ai-hā yāu mō mān-kin*.

M: Tui-ue kòh ti mān-kin*, ts'ing-pò-koon ying-koi tim-yeung*
ch'ue-lei?

T: Tui-ue kòh ti mān-kin*, ts'ing-pò-koon ying-koi ts'eung-sai
shām-ch'ā.

M: Ts'ing-pò-koon ts'eung-sai shām-ch'ā-chòh kòh ti mān-kin* chi-
haū, ts'ing-pò-koon ying-koi tim-yeung*?

T: Ts'ing-pò-koon kan-kuī mān-kin*, sùn-mān chin-foo yāu-kwaan
kè ts'ing-pò.

M: Ts'ing-pò-koon sùn-mān-chòh ni kòh chin-foo chi-haū, uē-kwòh
k'ui wai-i foo-lõ kóng taaī-wā, k'ui ying-koi tim-yeung*?

T: ts'ing-pò-koon ying-koi tseung foo-lõ kè haū-kung t'ing tai-i
shuē kè ts'ing-pò pei-kaau yat-hā, t'ai-hā k'ui kè ts'ing-pò
hòh-k'aaū m-hòh-k'aaū.

LESSON 16

ORAL MATERIAL - DIALOGUE

- M: Chîn-foo king-kwòh sùn-mân chi-haû, tsaû peî taai hui pin shuê?
- T: Chîn-foo king-kwòh sùn-mân chi-haû, yaü wai-ping taai k'ui faan hui chîn-foo tsaâp-chung-ch'ue.
- M: Uê-kwòh ni kòh chîn-foo kóng kè ts'ing-pò yaü ching-k'òk yaü yaü kâ-chik, tsaû iù tîm-yeûng* ne?
- T: Uê-kwòh k'ui kóng kè ts'ing-pò yaü ching-k'òk yaü yaü kâ-chik, tsaû iù tsoi mân k'ui.
- M: Ngõh-teî kan-kui chîn-foo kè ts'ing-pò lai tsô mi-yě?
- T: Ngõh-teî kan-kui chîn-foo kè ts'ing-pò lai tsô tik ts'ing kè p'òdn-tuèn, hoh-í uê-ch'ak tik-yân kè tsòk-chîn kai-waâk.
- M: Tsui-haû ngõh-teî tseung shòh yaü kè chîn-foo to taai hui pin shuê?
- T: Tsui-haû shòh yaü kè chîn-foo to peî wai-ping taai hui kaau-t'ung k'ui kè chîn-foo kaam-kâm-shòh.

LESSON 16

TRANSLATION OF DIALOGUE

Question: After we had captured the enemy soldiers, how did we handle them?

Answer: We had those prisoners-of-war sent back to the rear headquarters.

Q: Why did we have to interrogate the prisoners-of-war?

A: For the purpose of securing important information which we needed, the intelligence officer interrogated the prisoners-of-war at the rear echelon of the division.

Q: What should an intelligence officer do before he interrogates a prisoner-of-war?

A: Before interrogating the prisoner-of-war, the intelligence officer should first search the prisoner-of-war to see if he possesses any papers.

Q: How should the intelligence officer handle those papers?

A: The intelligence officer should examine those papers thoroughly.

Q: Upon thoroughly examining those papers, what should the intelligence officer do?

A: The intelligence officer, on the basis of those documents, questions the prisoner of war regarding information relating to the documents.

Q: After questioning the prisoner-of-war, should the intelligence officer suspect that the prisoner-of-war has lied, what should he do?

LESSON 16

TRANSLATION OF DIALOGUE

- A: The intelligence officer should have the prisoner-of-war's testimony compared with the information secured from other sources, to see whether the information was reliable.
- Q: After the prisoner-of-war has been questioned, to where is he sent?
- A: After the prisoner-of-war has been questioned, he is sent under guard back to the prisoner-of-war collecting point.
- Q: If the information which the prisoner-of-war gave was correct and valuable, what should we do?
- A: If the information which he gave was correct and valuable, it was necessary to question him again.
- Q: What did we do with the information which the prisoner-of-war gave?
- A: We, on the basis of the information, worked out the estimate of the enemy's situation. This enables us to predict the enemy's operation plan.
- Q: Eventually, to where did we send all the prisoners-of-war?
- A: Eventually, all the prisoners-of-war were sent under guard to the prisoner-of-war enclosure in the communication zone.

LESSON 16

ORAL MATERIAL - RECOMBINATION AND TRANSLATION

1. Your information is most valuable to our government.
2. Guards! Take this man to the POW collecting point.
3. The testimony seems convincing, but I still have some doubts.
4. I suspect that she is not a nurse but an enemy agent.
5. He makes promises which he cannot keep.
6. Please bring him to my office as soon as he finishes eating.
7. After the medical examination, you will be interrogated.
8. Did you get any valuable information from the interrogation?
9. You may guard the gate while I search this floor.
10. How can you evaluate this document if you do not understand it.
11. These are important government papers. Please keep them in a safe place.
12. The communication zone is about fifteen miles over the other side of the river.
13. She is the most reliable courier I've known. You can trust her.
14. I will handle this as soon as I finish eating. So don't worry.
15. The rear echelon is stationed approximately five miles south of our unit.

LESSON 16

ORAL MATERIAL - RECOMBINATION AND TRANSLATION

16. They send the POW to headquarters under heavy guard.
17. Do you think you can manage this matter without me?

LESSON 16

WORD LIST

- | | |
|-----------------------------------|--|
| 1. aat faan hui | to send to... under guard |
| 2. chin-foo | prisoner of war |
| 3. chin-foo kaam-kam-shoh | prisoner of war enclosure
(or compound) |
| 4. chin-foo tsaap-chung-
ch'ue | prisoner of war collecting
point |
| 5. ching-k'ok | correct |
| 6. ch'ue-lei | to manage, handle |
| 7. hau-fong t'ai-tui* | rear echelon |
| 8. hau-kung | testimony |
| 9. man-kin* | document, paper |
| 10. sham-ch'a | to evaluate, examine |
| 11. sau-ch'a | to search |
| 12. sun-man | to interrogate; interrogation |
| 13. ue-ch'ak | to predict, foresee, forecast |
| 14. wai-i | to suspect, doubt |
| 15. wai-ping | guard |
| 16. yau ka-chik | valuable |

LESSON 16

READING MATERIAL

365

搖 iū: to shake;
move; agitate
搖船 iū shuān: to row
a boat
搖動 iū-tūng: to
shake; oscillate
搖擺 iū-pai: swag-
ging
招搖 chiu-iū: trouble
making; show off

999

涉 ship: to concern;
to wade.
干涉 kon-ship: to
invade; to inter-
fere; to im-
plicate.
交涉 ksu-ship: to
negotiate with.

225

複 fuk: double; to
repeat
複雜 fuk-tsap: com-
plicate
重複 ch'ung-fuk: to
duplicate;
double

搖

涉

複

搖 涉 複

860

騙 p'in: to cheat;
to swindle; to
defraud.

受騙 shaŋ p'in: to be
cheated.

騙局 p'in kük: plan for
swindle; swindle
set-up

1082

貸 t'ai: lend (on in-
terest).

借貸 t'è-t'ai: to lend
money.

騙

貸

騙 貸

182

LESSON 16

READING MATERIAL

1266

焦 tsiu: scorched;
dried up;
anxious.
焦點 tsiu-tin: focus.
焦慮 tsiu-lu: anxious;
worrying thought.

1153

丢 tsiu: to throw away;
to cast down;
to lose.
丢开 tsiu hoi: to put
aside; not to
mention.
丢去 tsiu hui: to throw
away.
丢素 tsiu hoi: to reject;
to throw away.

708

磨 msh: to grind; to
sharpen; to
rub; to polish.
磨刀 msh to: to grind a
knife.
磨利 msh-lef: to sharpen.
磨练 msh-lin: to work at;
to learn by ex-
perience; to
discipline.
磨房 msh-fang: a mill.

焦 丢 磨

焦 丢 磨

焦 丢 磨

1023

纯 shün: sincere; pure;
unmixed; uni-
form.
纯熟 shün-shák: tame.
纯正 shün-ching: up-
right.

1437

蝗 wōng: locust.
蝗虫 wōng-ch'ing: com-
mon locust.

纯 蝗

纯 蝗

纯 蝗

LESSON 16

READING MATERIAL

為得到所需之重要情報起見，師部情報官
 即在後方梯隊訊問捕獲之戰foo，情報官
 先命何戰foo身上safi查，如safi得文件，將文件
 詳細shâm-查，如發現文件與戰事有關，即向戰
 -foo訊問以求獲得有價值之情報。

情報官訊問之後，如懷疑戰foo講大話，
 則將第二處所得之情報，互相比較，看其情報
 是否可靠。然後由衛兵帶戰foo回foo-18集
 中處。

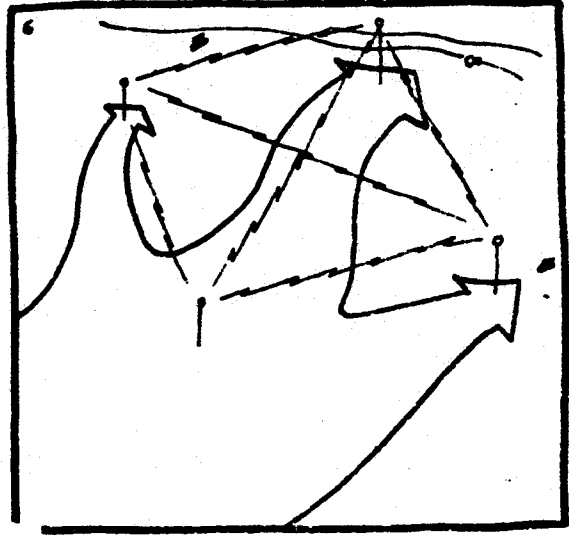
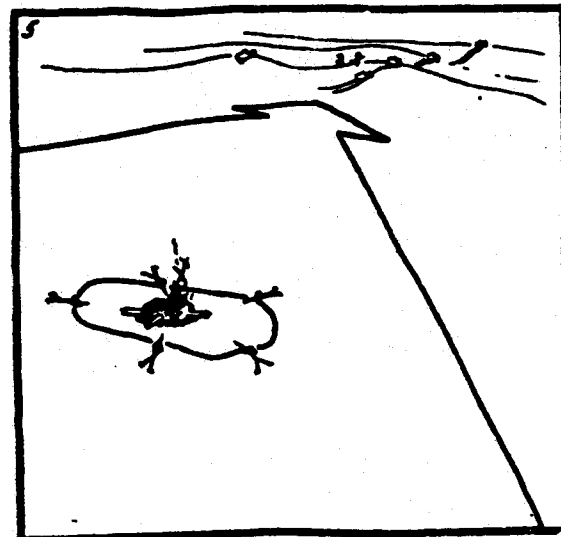
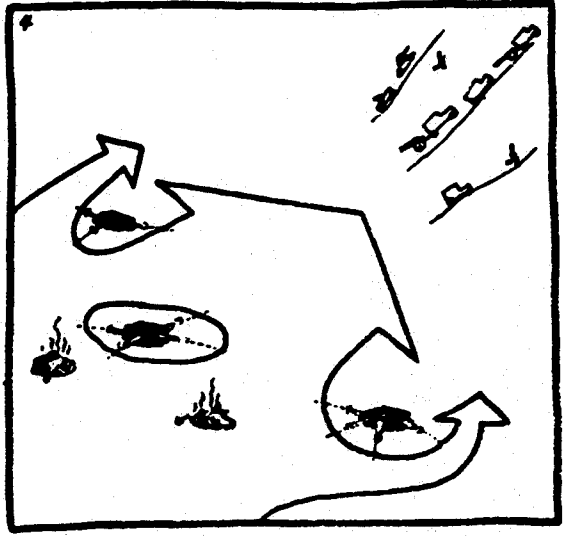
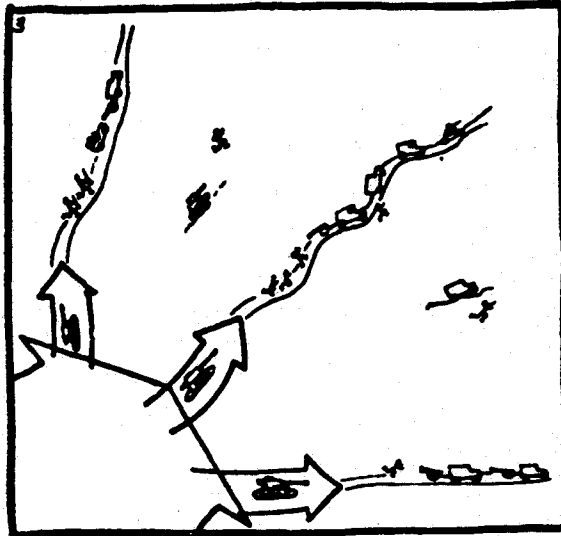
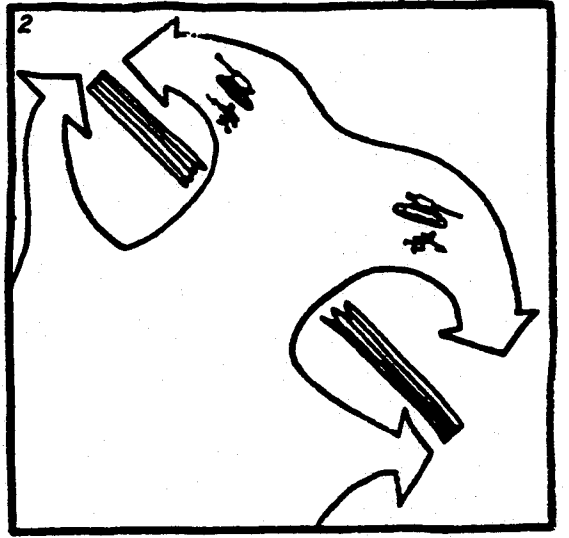

如所講之情報不祇正確，且有價值，即再
 詳細追問最後，所有戰foo均由衛兵帶往交
 通區之戰foo監禁所。

LESSON 16

WRITING MATERIAL

<h1>搖</h1>	Character Number 365 Radical Number 64 Stroke Number 13 扌, 手							
	一	丨	扌	扌	扌	扌	扌	扌
	扌	扌	扌	搖	搖			
<h1>涉</h1>	Character Number 999 Radical Number 85 Stroke Number 10 氵, 水							
	丶	丨	丨	丨	丨	丨	丨	丨
	氵	涉						
<h1>復</h1>	Character Number 225 Radical Number 145 Stroke Number 14 礻, 衣							
	丶	丨	礻	礻	礻	礻	礻	礻
	礻	復	復	復	復	復		
<h1>騙</h1>	Character Number 860 Radical Number 187 Stroke Number 19 馬							
	𠂇	𠂇	馬	馬	馬	馬	馬	馬
	馬	騙	騙	騙	騙	騙	騙	騙
<h1>貸</h1>	Character Number 1082 Radical Number 154 Stroke Number 12 貝							
	丿	丨	亻	代	代	代	代	代
	貸	貸	貸	貸				

LESSON 17



LESSON 17

ORAL MATERIAL - DIALOGUE

Mân: Ngõh-tei kan-kui kòk fong-mín kè ts'ing-pò, tui tik ts'ing
hâ-chòh p'oòn-tuèn chi-haù, ngõh-tei tsaü tim-yeung*?

Taap: Ngõh-tei kan-kui yaü kòk fong-mín tak-tò* kè ts'ing-pò,
tui tik ts'ing hâ-chòh p'oòn-tuèn chi-haù, k'uèt-ting kung-kik
kè kai-waak.

M: Ngõh kwan ni ts'è tui tik-yân tsòk ching-mín yik-waak chak-mín
kung-kik?

T: Ngõh kwan ni ts'è tui tik-yân tsòk ching-mín kung-kik.

M: K'ui-tei tim-yeung* tui tik-yân tsòk ching-mín kè kung-kik?

T: K'ui-tei tsaap-chung fòh-lík, hip-t'ung pò-ping t'ung chin-
ch'e tui tik-yân tsòk ching-mín kung-kik.

M: K'ui-tei tát-p'òh-chòh tik-yân kè pin t'ia fong-sín?

T: K'ui-tei tát-p'òh-chòh tik-yân kè chue-iù-tai-k'ong-sín.

M: Ngõh-tei kè pò-ping t'ung chong-kaap pò-tui* yung mi-yě
chin-shüt?

T: Ngõh-tei kè pò-ping t'ung chong-kaap pò-tui* yung ue-ool
wân-tung, k'ui-tei leung-yik paau-wai tik-yân.

M: Tik-yân pei ngõh kwan paau-wai chi-haù, tik-yân tsaü seung
tim-yeung*?

T: Tik-yân pei ngõh kwan paau-wai chi-haù, tsaü seung t'uèt-lei
chin-ch'eung, k'ui-tei kón-faai haü-t'ui kei ying-lei.

M: Tik-yân haü-t'ui kè shi-haù, ngõh kwan yung mi-yě pò-tui*
chui-kik tik-yân?

LESSON 17

ORAL MATERIAL - DIALOGUE

- T: Ngõh kwan yûng kei-haai-fâ pô-tui* chui-kik tik-yân.
- M: Ngõh-tei kê chui-kik tsung-tui tim-yeung* chui-kik tik-yân?
- T: Ngõh-tei kê chui-kik tsung-tui yat-lô p'òh-waai tik-yân kê kaán-taan kung-sê.
- M: Yau ti tik-yân tim-yeung* tai-k'ong?
- T: Yau ti tik-yân kê tai-k'ong-ch'au waan-k'eung tai-k'ong.
- M: Ngõh kwan yau tim-yeung* hui suk-ts'ing tik-yân?
- T: Ngõh kwan yau ch'iu-uê chui-kik tik-yân kê chue-lîk, yau tak-chung pô-tui* hui suk-ts'ing k'ui-tei.
- M: Chui-kik kê shi-hau, ngõh kwan kòk taan-wai* tim-yeung* t'ung poón-tui t'ung-sùn?
- T: Chui-kik kê shi-hau, ngõh kwan kòk taan-wai* yung mô-sin-tin t'ung poón-tui t'ung-sùn.

LESSON 17

TRANSLATION OF DIALOGUE

Question: After we, on the basis of the information from various sources, had worked out the estimate of the enemy situation, what did we do?

Answer: After we, on the basis of the informations secured from various source had worked out the estimate of the enemy situation, we decided the plan of attack.

Q: Did we launch a frontal attack or flanking attack against the enemy this time?

A: We made a frontal attack against the enemy this time.

Q: How did we make a frontal attack against the enemy?

A: By massing fires and coordinating the infantry with tanks, we made a frontal attack against the enemy.

Q: Which enemy's defense line did our force break through?

A: They broke through the enemy's main line of resistance.

Q: What kind of tactics did our infantry and armored elements adopt?

A: Our infantry and armored elements made a turning movement. Our force encircled the enemy from two flanks (double-envelopment).

Q: After the enemy had been surrounded by our force, what did the enemy attempt to do?

A: After the enemy had been surrounded by our force, they attempted to disengage from the battlefield. They retreated in a hurry for several miles.

LESSON 17

TRANSLATION OF DIALOGUE

- Q: When the enemy retreated, what kind of units did we employ to pursue the enemy?
- A: We employed the mechanized units to pursue the enemy.
- Q: How did our pursuit column pursue the enemy?
- A: Our pursuit column destroyed the hasty fortifications of the enemy all along the route.
- Q: How did some of the enemy resist?
- A: Some of the enemy's pockets of resistance resisted stubbornly.
- Q: How did our force mop up the enemy?
- A: Our force pursued the enemy's main force by by-passing, and let special troops mop them up.
- Q: At the time of pursuit, how did various units of our force communicate with the main body?
- A: At the time of pursuit, various units of our force communicated with the main body by radio.

LESSON 17

ORAL MATERIAL - RECOMBINATION AND TRANSLATION

1. I ran all the way home, and I am still afraid.
2. She is stubborn and seldom changes her opinion about him.
3. With reinforcement from headquarters, we can employ a turning movement to outflank the enemy's units.
4. A special column of armored units will be here soon.
5. He was disengaged from the battle-field.
6. The main body will arrive two hours later.
7. Our group was encircled by the enemy, but we made a breakthrough at night.
8. Tell me where is your main force and who is the commanding officer.
9. You can do it because you are young and able.
10. These simple field fortifications are not satisfactory. You have to set them up again within an hour for another inspection.
11. Our main line of resistance is very strong and will be able to withstand any attack.
12. Have you decided to bypass the enemy or attack them from the flanks?
13. The armored unit came here in a hurry last night.
14. We tried a frontal attack but failed.
15. The enemy keep their main force behind the armored unit.
16. We broke through the enemy's MLR with tanks and armored units.

LESSON 17

WORD LIST

1. chak-mîn kung-kik (chak-yîk kung-kik)	flanking attack
2. ching-mîn kung-kik	frontal attack
3. chong-kaáp pō-tuî*	armored unit
4. chué-iù tai-k'òng-sin	FEBA
5. chué-lîk	main force
6. fōng-sin	defense line
7. kaân-taan kung-sî	simple fieldworks (hasty defense)
8. leüŋ-yîk paau-wai	double envelopment
9. poón-tuî	main body
10. suk-ts'ing	to mop up
11. tâk-chúŋ	special
12. tsung-tuî	column
13. t'uét-lei chin-ch'eüŋ	to disengage from battlefield
14. ue-ooi	to outflank
15. ue-ooi wân-tüŋ	turning movement
16. waân-k'eüŋ	stubborn





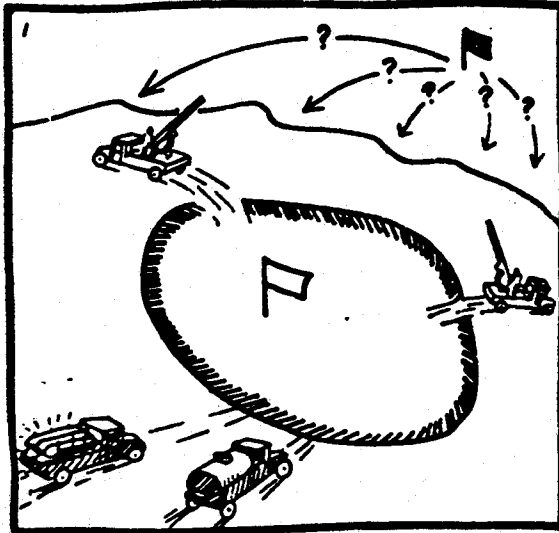
LESSON 17

READING MATERIAL

我軍集中火力，協同步兵與戰車作正面
 擊突破敵中人運動，主要兩面包圍敵人。
 攻隊用 ue-ooi

敵用人機之強部軍
 想械簡抵隊各
 脫化單抗，擔單
 離部工我任位
 戰隊事軍將均
 場，進盡超此用
 即擊行越，等無
 趕敵破進頑線
 快人壞擊抗電
 後追有敵敵與
 退擊等入兵本
 數英里，但
 數人主清通
 擊敵之肅隊
 據力，追擊
 隊抵，祇擊
 我將抗由之
 軍敵業特時，我

LESSON 18



LESSON 18

ORAL MATERIAL - DIALOGUE

Mân: Ngõh kwan tím-kaaî tsaâm-shî t'ing-chî chui-kik?

Taap: Yan-waî ngõh kwan iû pó-ch'ung in-liú* t'ung taân*-yeúk,
shóh-í tsaâm-shî t'ing-chî chui-kik.

M: Ngõh kwan pó-ch'ung in-liú* t'ung taân*-yeúk kè shî-haû,
tím-yeung* fõng-chî tîk-yān k'eî-tsaap?

T: Ngõh kwan pó-ch'ung in-liú* t'ung taân*yeúk kè shî-haû,
k'uî-teî ch'it-lâp kei-tung fõng-uê chān-teî, fõng-chî tîk-
yān k'eî-tsaap.

M: Ngõh kwan yaû p'aai-ch'ut fei-kei hui kwang-chā tîk-yān kè
pin shuê?

T: Ngõh kwan yaû p'aai-ch'ut fei-kei hui kwang-chā tîk-yān kè
kung-îp chung-sam.

M: Hung-tsaap kè mûk-tik haî mi-yě?

T: Hung-tsaap kè mûk-tik haî tá-kik tîk-yān kè sê-heî.

M: Yaû ti fei-kei im-oô ngõh-teî kè mi-yě pô-tui*?

T: Yaû ti fei-kei im-oô ngõh-teî kè chui-kik tsung-tui kè chak-
yîk.

M: Yaû ti fei-kei p'òh-waaî tîk-yān kè mi-yě?

T: Yaû ti fei-kei p'òh-waaî tîk-yān kè fei-kei-ch'eung.

M: Ngõh-teî kè fei-kei tím-kaaî iû p'òh-waaî tîk-yān kè fei-kei-
ch'eung?

T: Yan-waî ngõh-teî iû fõng-chî tîk-yān fei-kei heî-fei kung-kik
ngõh kwan kè sin-t'au pô-tui*.

LESSON 18

ORAL MATERIAL - DIALOGUE

M: Tík-yān haū-t'ui kè shī-haū tīm-yeūng*?

T: Tík-yān haū-t'ui kè shī-haū, uēn lô wai-hei hó toh chong-peí.

M: Yaū ti tei-fong tík-yān tīm-yeūng* chōh-chuē ngōh kwan ts'in-tsūn?

T: Yaū ti tei-fong k'ui-tei ch'it-lāp tō-lō-cheūng-ngoí chōh-chuē ngōh kwan ts'in-tsūn.

M: Ngōh kwan tīm-yeūng* tui-foō ni ti cheūng-ngoí-māt?

T: Yaū ti cheūng-ngoí-māt pei ngōh-tei kè kung-ping p'òh-waai; yaū ti cheūng-ngoí-māt pei ngōh-tei kè p'aad-ping p'òh-waai-chōh.

M: Ngōh-tei kè sin-t'au pō-tui* t'ui-tsūn-tak hó faai, shōh-í poón tui t'ung haū-wai tīm-yeūng*?

T: Ngōh-tei kè sin-t'au pō-tui* t'ui-tsūn-tak hó faai, shōh-í poón tui t'ung haū-wai to kón-m-sheūng.

LESSON 18

TRANSLATION OF DIALOGUE

Question: Why did our force temporarily cease to pursue?

Answer: We temporarily ceased the pursuit, because our force had to re-supply with fuel and ammunition.

Q: At the time of the resupplying of fuel and ammunition, how did we prevent the enemy's surprise attack.

A: At the time of the resupplying of fuel and ammunition, our force set up a mobile defensive position to prevent the enemy's surprise attack.

Q: Which enemy's places were bombed by our airplanes?

A: We sent airplanes to bomb the enemy's industrial center.

Q: What is the purpose of the air raid?

A: The purpose of the air raid is to demoralize the enemy.

Q: Which of our units were covered by some of the airplanes?

A: Some of the airplanes covered the flanks of our pursuing column.

Q: What was destroyed by some of the airplanes?

A: Some of the planes destroyed the enemy's airfields.

Q: Why did we have to destroy the enemy's airfields?

A: Because we had to prevent the enemy's planes from taking off to attack the advancing elements of our forces.

Q: When the enemy retreated, what did they do?

A: When the enemy retreated, they abandoned much equipment along the retreating route.

LESSON 18

TRANSLATION OF DIALOGUE

Q: How did some of the enemy block our forces' advance?

A: On some locations, they set up road blocks to block our force from advancing.

Q. How did our force face these road blocks?

A: Some of these barriers were destroyed by our engineers, and some of them were destroyed by our artillery.

Q: Since our advancing elements pushed on so fast, what happened to the main body and the rear guard?

A: Our advancing elements pushed on very fast, so the main body and the rear guard could not keep up.

LESSON 18

ORAL MATERIAL - RECOMBINATION AND TRANSLATION

1. Do not abandon any equipment. This is an order.
2. The police sets up road blocks along the highway to stop automobiles for inspection.
3. Stop your car and come out with your hands up.
4. This is a blow to all of us and we are really sorry.
5. The advance element of the main body will set up a defense along this river.
6. Where can we get our fuels and ammunitions?
7. This industrial center was completely destroyed by war.
8. I cannot keep up with the new techniques in medicine.
9. Rear guard is just as important.
10. Mobile defense should be set up without too much trouble.
11. Your car is blocking the driveway of my garage.
12. You must get all these obstacles out of my way immediately.
13. Capt. Wōng is in charge of the advance party and Major Lee, the rear guard.
14. Do not stop unless I tell you to.
15. We have to drive through those barriers.
16. I don't think we can keep up with the mobile unit at such a speed.

LESSON 18

WORD LIST

- | | |
|---|----------------------------------|
| 1. chak-yîk | flank |
| 2. haû-wai | rear guard |
| 3. kei-tûng fōng-uê
(laû-tûng fōng-uê) | mobile defense |
| 4. kón m-sheŭng | cannot keep up |
| 5. kung-îp chung-sam | industrial center |
| 6. pò-ch'ung | to resupply, replace |
| 7. sin-t'aû pò-tui* | advance element, forward echelon |
| 8. tá-kik | to blow |
| 9. tô-lô cheung-ngoi | road block |
| 10. wai-hei | to abandon |

LESSON 18

READING MATERIAL





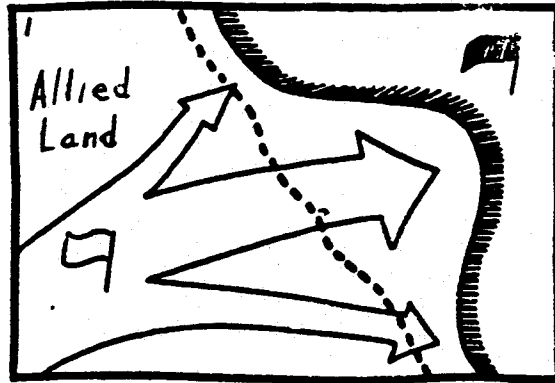
我軍因補充 in-料與彈藥,暫時停止追擊
補充之時,設立機動防禦陣地,防止敵人奇

tσα&p

同時空軍轟炸敵人之飛機,中心,以空
打擊敵人之飛機,隊之 tsak yik 有等飛
之飛機場,防止敵人飛機攻擊我軍之先頭
隊。

敵人向後敗退,沿路丟棄裝備甚多,在地
方設立道路 cheung 礙希望阻我軍前進,但
被我軍毀壞我軍先頭部隊推我軍極快,所以
隊與及後衛,亦追趕不及,進軍之神速,可想
而知。

LESSON 19



LESSON 19

ORAL MATERIAL - DIALOGUE

- Mân: Tík-yān hái pin-shuè peí ngǒh kwan kik-t'ui?
- Taáp: Tík-yān hái māng-kwòk lǐng-t'ó peí ngǒh kwan kik-t'ui.
- M: Ngǒh-teí kè yat-kòh sz tiú hui pin shuè?
- T: Ngǒh-teí kè yat-kòh sz tiú hui haú-fong.
- M: K'ui-teí tím-kaaí iú tiú hui haú-fong ne?
- T: Yan-wái k'ui-teí iú pò-ch'ung yān-uēn t'ung chong-peí, yaú iú tsol fàn-lín keí kòh uēt.
- M: King-kwòh saam-kòh uēt kè pò-ch'ung t'ung fàn-lín chi-haú, í-ka ni kòh sz tím-yeúng*?
- T: Í-ka ni kòh sz í-king fooi-fúk ch'ung-tsuk kè chin-taú lík.
- M: Ni kòh sz tak-tò* mi-yě kè míng-líng?
- T: Ni kòh sz fúng míng hui ts'aam-ka yat-chi p'aai-hín kwan.
- M: Ni chi p'aai-hín kwan yaú mi-yě shát-lík?
- T: Ni chi p'aai-hín kwan yaú hǒng-hung mǒ-laâm, chin-taú laâm, ts'un-yeúng laâm, t'ung k'eí-t'a laâm t'ěng.
- M: P'aai-hín kwan keí shí ch'ut-faát?
- T: P'aai-hín kwan maăn-t'aū-haak ch'ut-faát.
- M: K'ui-teí tím-kaaí iú shát-hāng tang-fóh koón-chai?
- T: K'ui-teí shát-hāng tang-fóh koón-chai, peí-mín tík-yān t'aai tsó faát-ín.
- M: K'ui-teí tsíp-kān tík-yān hoi-ngôn kè shí-haú, yat-chèk kwan-laâm chōng-tó mi-yě?

LESSON 19

ORAL MATERIAL - DIALOGUE

- T: K'ui-tei tsip-kân tik-yân hoi-ngôn kè shi-hâu, yat-chèk kwan-laâm chông-tó faü-lui ch'am-chóh.
- M: Ngõh-tei tím-yeung* hui kau-hei shaang-waân kè yân?
- T: Ngõh-tei yung kau-shang-t'ëng t'ung chik-shing-kei tang-tang hui kau-hei shaang-waân kè yân.
- M: Ngõh-tei kè laâm-t'ëng pei tik-yân kè mi-yě t'ai-kin?
- T: Ngõh-tei kè laâm-t'ëng pei tik-yân kè ts'im-shui-t'ëng t'ai-kin.
- M: Tik-yân kè ts'im-shui-t'ëng tím-yeung* tul-foô ngõh kwan?
- T: Tik-yân kè ts'im-shui-t'ëng yung mô-sin-tin t'ung-chi kei-tei, t'ung-shi faat-shê uë-lui kung-kik ngõh kwan laâm-t'ëng.

LESSON 19

TRANSLATION OF DIALOGUE

Question: Where was the enemy repulsed by our force?

Answer: The enemy was repulsed by our force in the territory of an Allied country.

Q: To where was one of our divisions transferred?

A: One of our divisions was transferred to the rear.

Q: Why did they have to be transferred to the rear?

A: They had to replace the personnel and equipment and to retrain for a few months.

Q: After having gone through a three months replacement and training period, how is this division now?

A: This division has already regained full combat strength.

Q: What kind of order did this division receive?

A: This division was ordered to take part in a task force.

Q: What does the task force strength include?

A: This task force has aircraft carriers, battle ships, cruisers, and other vessels.

Q: When did the task force put out to sea?

A: The task force put out to sea at night.

Q: Why did they have to take blackout measures?

A: They took the blackout measures to avoid being discovered too early by the enemy.

Q: As they approached the enemy shore, what did one of the ships hit?

LESSON 19

TRANSLATION OF DIALOGUE

A: As they approached the enemy shore, one of the ships hit a floating mine and was sunk.

Q: How did we rescue the survivors?

A: We employed life-boats and helicopters to rescue the survivors.

Q: What unit of the enemy sighted our vessels?

A: Our vessels were being sighted by an enemy submarines.

Q: How did the enemy submarine deal with our task force?

A: The enemy submarine informed the base by radio and at the same time, discharged torpedoes to attack our vessels.

LESSON 19

ORAL MATERIAL - RECOMBINATION AND TRANSLATION

1. This helicopter can carry only fifty persons with a speed of 65 mph.
2. I was driving along the highway and suddenly something hit my car from behind.
3. Do you have sufficient funds to buy a bus ticket to L.A?
4. He discovered a new method of detecting mines.
5. When they fire at you, aren't you afraid?
6. Let us be careful when we are near the shore because there are many floating mines.
7. The doctor told me that you will soon regain your strength.
8. Two days ago I was ordered to go to the headquarters.
9. The river is full of floating mines and other obstacles.
10. She was ordered by the doctor to drink two glasses of milk during each meal.
11. Generally, lifeboats are used for rescue operation.
12. It is a magnificent sight to see a warship sailing on the high sea.
13. The task force of the Allied countries will be ready for action within a week.
14. The woman was rescued from the ocean by a sailor.
15. The expeditionary force will carry out the order immediately.
16. How many survivors did you see?
17. The enemy's strength is formidable. Don't underestimate them.

LESSON 19

WORD LIST

- | | |
|--|----------------------------|
| 1. chik-shing-kei | helicopter |
| 2. ch'ung-tsuik | full, sufficient |
| 3. faât-shê | to discharge (fire), shoot |
| 4. faū-lui | floating mine |
| 5. fūng ming | to be ordered |
| 6. kau-shaang-t'ěng | lifeboat |
| 7. kwan-laâm | warship |
| 8. māng-kwòk | Allied countries |
| 9. p'aai-hin kwan
(tâk-hin pô-tui*) | task force |
| 10. pei kau-hei | to be rescued |
| 11. shang-waân kè yān | survivor |
| 12. shât-hāng | to carry out |
| 13. uēn-ching kwan | expeditionary force |
| 14. kûk-pô chin-chaang | limited war; local war |
| 15. ts'uēn-mīn chin-chaang | general war |

LESSON 19





READING MATERIAL

敵人在 *m'eng* 國領土被我軍擊敗，此事僅是
 局部戰爭，但此次戰事，為全面戰，戰事散佈
 各地，因此我軍一個師調回後方補充，人員
 各裝備，再訓練數月。此時此師已 *fooi-* 充足
 戰鬥力，又被選派參加一支派 *hin* 軍，遠征別處。

此支軍有航空母艦，戰鬥艦，巡洋艦，同其
 他艦 *t'eng* 於某日晚，黑出早發海，各艦實
 燈火管制，避免敵軍艦人，可惜沉沒，我
 人海岸之起，一隻敵潛水 *fan* 雷發擊我
 人均被救起，一隻敵潛水 *t'eng* 雷發擊我
 無線電通知基地，同時發射魚雷。

t'eng.

LESSON 20



LESSON 20

ORAL MATERIAL - DIALOGUE

Mân: Tík-yān kè ts'ím-shuí-t'ěng faät-shê uē-luī chi-haū, yaū
mō tá-chùng mūk-piu?

Taáp: Mō, tík-yān kè ts'ím-shuí-t'ěng faät-shê uē-luī chi-haū,
mō tá-chùng mūk-piu.

M: Ngõh kwan faät-ín tík-yān kè mi-yě?

T: Ngõh kwan faät-ín tík-yān kè ts'ím-shuí-t'ěng.

M: Ngõh kwan faät-ín-chóh tík-yān kè ts'ím-shuí-t'ěng chi-haū,
tsaū p'aal mi-yě tò ni kòh k'ui-wík?

T: Ngõh kwan faät-ín-chóh tík-yān kè ts'ím-shuí-t'ěng chi-haū,
tsaū p'aal k'ui-chúk laām kón-tò ni kòh k'ui-wík.

M: Ngõh kwan kè k'ui-chúk laām tím-yeung* saú-shòk t'ung chà
ch'am tík-yān kè ts'ím-t'ěng?

T: Ngõh kwan kè k'ui-chúk laām yung so-nā saú-shòk tík-yān kè
ts'ím-t'ěng, tám sham-shuí chà-taān* chà ch'am k'ui.

M: Ngõh-teī kè p'aal-hín kwan hui-tò pín shuē?

T: Ngõh-teī kè p'aal-hín kwan hui-tò tang-lūk kè mūk-tik teī.

M: P'aal-hín kwan hui-tò mūk-tik teī chi-haū, ngõh-teī kè mi-yě
pô-tui* uē-peī tang-lūk.

T: Ngõh-teī kè shuí-lūk-leung-ts'ai pô-tui* uē-peī tang-lūk.

M: P'aal-hín kwan kè sz-ling-koon tím-yeung* chí-shī kòk taan-
wai* tsòk-chín?

T: P'aal-hín kwan sz-ling-koon yung hung-chung chiù-seung* chí
shī kòk taan-wai* tsòk-chín.

LESSON 20

ORAL MATERIAL - DIALOGUE

- M: Ngõh kwan yûng mi-yě im-oô ngõh-tei kè pò-tui*?
- T: Ngõh kwan yûng fob-ch'ung kwang-chà-kei t'ung hoi-kwan p'aaù im-oô ngõh-tei kè pò-tui* . .
- M: Ngõh-tei tai-yat lûn kè tang-lûk pò-tui* yûng mi-yě wân-shue kung-kuí tang-lûk?
- T: Ngõh-tei tai-yat lûn kè tang-lûk pò-tui* ts'õh t'aân-haak tang-lûk-t'ëng tang-lûk, k'uí-tei tang-lûk shing-kung.
- M: Tang-lûk chi-haù, k'uí-tei kin-lâp mi-yě chân-tei?
- T: Tang-lûk chi-haù, k'uí-tei kin-lâp t'aan-t'aù chân-tei, yaù tang-lûk chí-fai-koon chí-fai, k'uí-tei hoi-ch'í kw'òng-taai t'aan-t'aù chân-tei.
- M: T'ui-tsùn kè shí-haù, k'uí-tei tím-yeûng* saù-shòk tei-lui?
- T: T'ui-tsùn kè shí-haù, k'uí-tei yûng tei-lui saù-shòk-hei saù-shòk tei-lui.

LESSON 20

TRANSLATION OF DIALOGUE

Question: Did the torpedoes discharged from the enemy submarine hit the target?

Answer: No, the torpedoes discharged from the enemy submarine missed the target.

Q: What did we discover of the enemy?

A: We discovered the enemy's submarine.

Q: After we discovered the enemy submarine, what did we send to this area?

A: After we discovered the enemy submarine, we rushed destroyers to this area.

Q: How did our destroyers locate and sink the enemy submarine?

A: Our destroyers used sonar to locate the enemy submarine and dropped depth charges to sink it.

Q: Where did our task force arrive?

A: Our task force reached the destination for landing.

Q: After the task force reached the destination, which unit of ours was ready to land?

A: Our amphibious force was ready for landing.

Q: How did the commanding general of the task force orient the various units in the operation?

A: The commanding general of the task force used aerial photographs to orient the various units in the operation.

Q: What did we use to cover our units?

A: We used dive bombers and naval guns to cover our units.

LESSON 20

TRANSLATION OF DIALOGUE

Q: What means of transportation did the first wave of our landing force use in the landing?

A: Our first wave of the landing force was landed by landing ship tanks (L.S.T.). They landed successfully.

Q: After the landing, what position did they set up?

A: After the landing, they set up a beachhead, commanded by the beachmaster. They began to expand the beachhead.

Q: When they pushed on, how did they locate mines?

A: When they pushed on, they used mine detectors to locate mines.

LESSON 20

ORAL MATERIAL - RECOMBINATION AND TRANSLATION

1. Our dive bombers bombed and sank two enemy submarines and four battleships last week.
2. The ferry is the only means of transportation to that island.
3. Using sonar, we can locate submarines even though they remain stationary under water.
4. Mine detectors and sonars are very valuable equipments.
5. The beachmaster's order is to establish the beachhead at any cost.
6. After you have thrown the grenade, be sure to take cover.
7. Our first wave of men had landed and established a beachhead.
8. The enemy set up many obstacles along the beach when they withdrew to the peninsula.
9. To navigate a LST is not as simple as driving an automobile.
10. This high school will be expanded to accommodate more students.
11. Our coastal artillery shelled and sank two enemy destroyers and a few other ships.
12. Aerial photograph of enemy's situation can be very useful to our intelligence.
13. The enemy's guns are not as powerful as our artillery but their aim is very accurate.
14. The beach is quiet and beautiful with a full moon above.
15. Ducks can be used on land and water.
16. Please do not drop your thing on the floor.

LESSON 20

WORD LIST

- | | |
|--|--|
| 1. fob-ch'ung kwang-
chà-kei | dive bomber |
| 2. hoi-t'aan | beach |
| 3. hung-chung chiû-seung* | aerial photograph |
| 4. kik ch'am | to sink (by shelling) |
| 5. kw'ong-taai | to expand |
| 6. saü-sök | to locate, search for |
| 7. so-nai | sonar |
| 8. t'aan-hak tang-lük-t'eng | landing ship tank (LST) |
| 9. t'aan-t'au | beach |
| 10. t'aan-t'au chän-tei
(t'aan-t'au-pö) | beach head |
| 11. tai-yat lün | the first wave |
| 12. tang-lük chi-fai-koon
(t'aan-k'an tui-cheung) | beachmaster |
| 13. tei-lui saü-sök-hei | mine detector |
| 14. ts'im-t'eng | submarine |
| 15. wän-shue kung-kuí | means of transportation
(transportation tool) |
| 16. chà ch'am | to bomb and sink |

LESSON 20

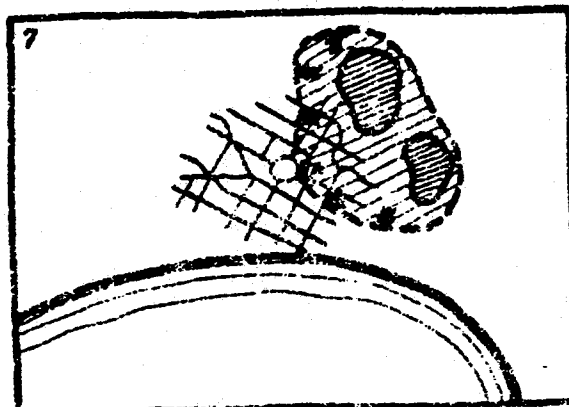
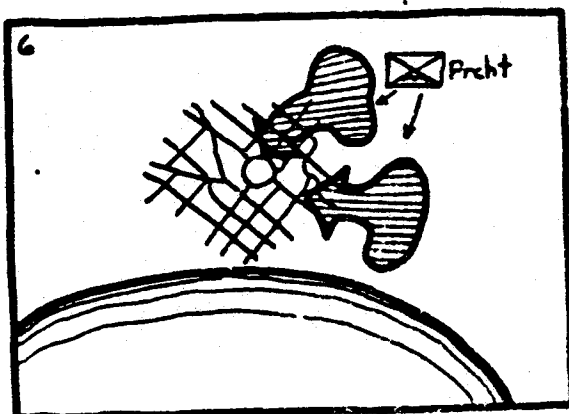
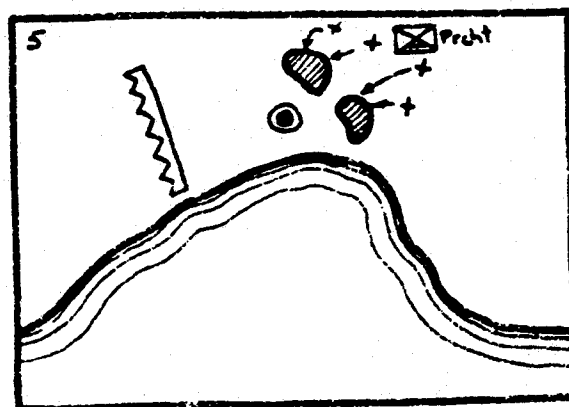
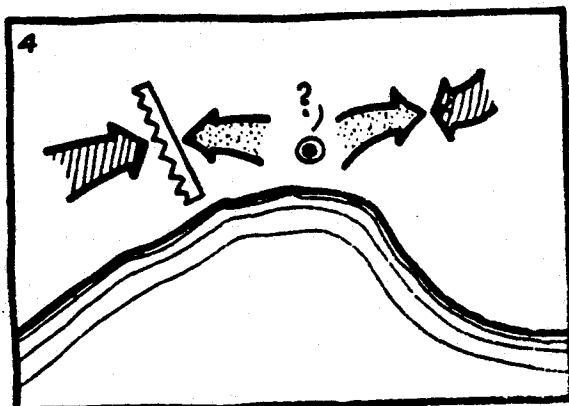
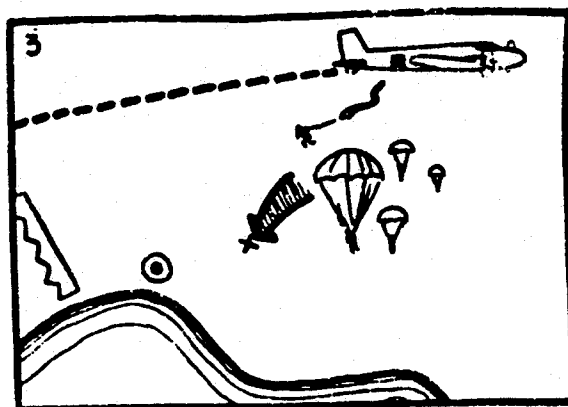
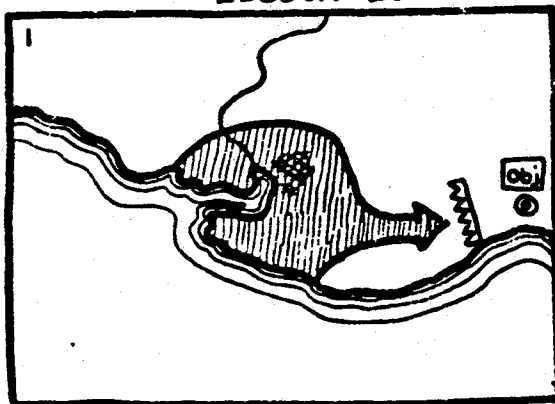
READING MATERIAL

敵人之魚雷未打中目標。潛水艇被我軍發現，我軍驅逐艦即趕到此處海面，用蘇拿搜索潛艇 -t'ɛng，投深水炸彈將其炸沉。

派 -hɿn 軍到達目的地。水陸兩 -ts'ai 部隊預備登陸。派 -nɿn 軍司令官用空中照相指示各單位作戰。於 fob- 衝轟炸機與海軍砲火 in 護之下，第一輪登陸部隊坐 t'aɿn 克登陸 t'ɛng 登陸。

登陸成功，建立 t'aan 頭陣地，由登陸指揮官指揮開始擴大 t'aan 頭陣地。推進之時，用地雷搜索器搜索敵人預埋之地雷。

LESSON 21



LESSON 21

ORAL MATERIAL - DIALOGUE

Mân: Ngõh kwan tang-lûk chi-haû, kai-tsûk heùng pin shue tsùn-kung?

Taáp: Ngõh kwan tang-lûk chi-haû, kai-tsûk heùng tik-yân kè hoí-ngôn kè yat-kòh iù-tím tsùn-kung.

M: Ngõh kwan tsùn-kung kè múk-tik hái mi-yě?

T: Ngõh kwan tsùn-kung kè múk-tik hái sefung chím-lǐng kóng-haû foô-kân kè yat-kòh shǐng-shǐ.

M: Ngõh-teí tím-kaaí iù chím-lǐng ni kòh shǐng-shǐ?

T: Yan-waí ni kòh shǐng-shǐ hái kaau-t'ung kè shue-naú t'ung chin-leúk sheung kè chùng chán.

M: Tik-yân hái ni kòh shǐng-shǐ yaú mǒ wǐng-kaú fōng-uê kung-sǐ?

T: Yaú, tik-yân hái ni kòh shǐng-shǐ yaú wǐng-kaú fōng-uê kung-sǐ.

M: Ngõh kwan ts'oi-yung mi-yě chin-shút hui kung-p'òh ni kòh shǐng?

T: Ngõh kwan yung taaí ue-ooí chin-shút hui kung-kik tik-yân kè haú-fong, yat-fong mǐn fan-saán tik-yân kè ping-lík, líng yat-fong-mǐn ts'in-haú kaáp-kung tik-yân.

M: Ngõh-teí tím-yeung* ue-ooí tò tik-yân kè haú-fong?

T: Ngõh-teí p'aal-ch'ut kóng-lòk-saán pò-tuí*, yung wân-shue-kei hái tik-yân kè haú-fong kóng-lòk.

M: Hái kóm-yeung* kè ying-sai chi-hâ, tik-yân tím-yeung*?

T: Hái kóm-yeung* kè ying-sai chi-hâ, tik-yân iù leung-mǐn tsòk-chín, ts'in-haú shaú-tsaáp.

LESSON 21

ORAL MATERIAL - DIALOGUE

- M: Ngõh kwan kè kòng-lòk-saân pò-tuî* kòng-lòk chi-haũ, tsaũ tím-yeũng*?
- T: Ngõh kwan kè kòng-lòk-saân pò-tuî* kòng-lòk chi-haũ, tsaũ lâp-tsik koi-p'in, shing-wai yaũ-tsó-tsik kè pò-tuî*.
- M: Kòng-lòk-saân pò-tuî* kw'ai-taai mi-yě kè mǎ-hei, yaũ mi-yě chong-peî?
- T: Kòng-lòk-saân pò-tuî* kw'ai-taai hing-pîn kè mǎ-hei, t'ung kaân-taan kè chong-peî. K'ui-teî yung chi-naam-cham lai ying-shik fong-heung, yung pô-hang-kei t'ung kòk pô-tuî* luên-lòk. K'ui-teî yaũ yung chik-shing-fei-kei wân-sùng sheung-ping.
- M: Kòng-lòk-saân pò-tuî* kòng-lòk chi-haũ, kung-kik mi-yě teî-fong?
- T: Kòng-lòk-saân pò-tuî* kung-kik kòh kòh shing-shĩ kè chue-iũ kaau-t'ung chung-sam, t'ung shâp-tsê lô-haũ; k'ui-teî t'ung-shĩ kw'ong-taai hung-kòng teî-k'ui (hung-t'aũ-pó).

LESSON 21

TRANSLATION OF DIALOGUE

Question: After our force launched the landing, where did we continue to attack?

Answer: After our force launched the landing, we continued to attack a stronghold along the enemy coast.

Q: What was the objective of our attack?

A: The objective of our attack was to capture a city which is located in the vicinity of the port.

Q: Why was it necessary for our force to capture this city?

A: Because this city is the pivot of communication, and an important strategic stronghold.

Q: Was there any permanent fortification in this city?

A: Yes, there was permanent fortification in this city.

Q: What tactics did we use to attack and seize this city?

A: We employed outflanking tactics to attack the rear of the enemy and to divert the enemy strength. In the meantime we attacked the enemy from both the front and rear.

Q: How did we outflank and reach the rear of the enemy?

A: My means of transport planes, we sent out paratroops to land at the enemy's rear.

Q: Under such a situation, what happened to the enemy?

A: Under such situation, the enemy had to fight at both fronts and to face the attack at the front and rear.

Q: After our paratroops landed, what did they do?

LESSON 21

TRANSLATION OF DIALOGUE

- A: After our paratroops landed, they immediately reorganized themselves, forming a well-organized unit.
- Q: What weapons did the paratroops carry, and what equipment did they have?
- A: The paratroops carried light weapons, and simple equipment. They used a compass for the recognition of direction, and communicated with various units by walkie-talkies. They also employed helicopters to deliver the wounded.
- Q: After the paratroops landed, where did they attack?
- A: The paratroops attacked the main traffic center and road intersections of that city. In the mean time they expanded the airhead.

LESSON 21

ORAL MATERIAL - RECOMBINATION AND TRANSLATION

1. We will attack the enemy from the front and rear.
2. If permanent fortifications are not set up along this river, we may face the enemy's attack from the front and rear.
3. I hope you will adopt my suggestion.
4. We will have to reorganize our units immediately.
5. At dawn, your unit will attack the enemy's stronghold, and my unit will guard this key point.
6. Do you think you can capture that city by tomorrow night?
7. After we have set up the airhead ten miles behind enemy line, they will have to fight on two fronts.
8. Tell me your rank. Give me the approximate strength of your unit.
9. Walkie-talkies can be used effectively within a certain radius.
10. What are you going to do if they employ outflanking movement?
11. Are you sure this is the pivot point of enemy communication?
12. May I borrow your pistol?
13. Do not employ any diversionary tactics at this time.
14. The capture of the enemy's strategic point was the key to secure victory.
15. Take this walkie-talkie with you on patrol and keep us informed of the enemy's movement.
16. How are you going to recognize your units?

LESSON 21

WORD LIST

- | | |
|---|--|
| 1. chûng chàn | stronghold, important city |
| 2. fan-saân | to divert (diversionary action) |
| 3. hing-pîn | light and convenient |
| 4. hung-kông tei-k'ui
(hung-t' aŭ-pó) | airhead |
| 5. koi-p'in | to reorganize |
| 6. kung p'òh | to attack and capture (place) |
| 7. leŭng-mîn tsòk-chîn | to fight at two fronts |
| 8. pô-haäng-kei
(shaŭ-t'ai mō-sin tin-
wâ*) | walkie-talkie |
| 9. shue-naŭ | pivot (place) |
| 10. taaŭ ue-ooŭ | outflanking |
| 11. ts'in-haŭ kaâp-kung | to attack the enemy from the
front and rear |
| 12. ts'in-haŭ shaŭ-tsaâp | to face the attack from the front
and rear |
| 13. wîng-kaŭ fōng-uê
kung-sŭ | permanent fortification |
| 14. yîng-shai | situation, condition, circumstance |

LESSON 21






READING MATERIAL

我軍部隊登陸之後，繼續向敵人海岸某
一要点攻擊，想佔領港口附近一個城市，但敵
人頑強抵抗。

我軍想分散敵人兵力，以及前後夾攻敵
人，決定派出降落 *saàn* 部隊，坐運輸機，從敵人
城市後方降落。在此情勢之下，可迫敵人兩面
作戰，前後受襲。

我軍降落 *saàn* 部隊降落之後，立即改編
成為十字路攻擊並擴大空降地區(空頭-pb)，以
利我軍飛機自由起飛。

LESSON 22



LESSON 22

ORAL MATERIAL - DIALOGUE

Mân: Kaàn-típ hai mi-yě?

Taap: Kaàn-típ hai tîk-yân hai ngõh-tei kè ts'ing-fong waāk
haũ-fong tsô pei-mât kè tei-hâ kung-tsòk kè ts'ing-pò yân-uên.

M: Ngõh-tei tai-pô-chóh tîk-yân kè kaàn-típ chi-haũ, ngõh-tei
tsaũ iũ tím-yeung*?

T: Ngõh-tei tai-pô-chóh tîk-yân kè kaàn-típ chi-haũ, ngõh-tei
hóh-í tseung kaàn-típ kaau pei kwan-sê faat-t'ing, yaũ kwan-
sê faat-t'ing shám-p'òhn; uē-kwóh ngõh-tei wán-tò ching-kui,
hóh-í tseung k'uí p'òhn yaũ-k'eí t'ò-ying, mō-k'eí t'ò-ying
waāk-ché sei-ying.

M: Hai chin-sê kik-lít kè shí-haũ, tîk-yân hai ngõh kwan chin-
lǐng kè tei-taai yaũ mi-yě hāng-tung?

T: Chin-sê kik-lít kè shí-haũ, tîk-yân kè kaàn-típ hai ngõh
kwan chin-lǐng kè tei-taai hó oót-tung, hai kóh shuē tsó-
chik-chóh yat-kòh kaàn-típ-mǒng.

M: Tîk-yân kè kaàn-típ yaũ mi-yě kè k'eí-t'ò?

T: Tîk-yân kè kaàn-típ k'eí-t'ò wók-tak ngõh kwan tsòk-chín
kai-waāk kè ts'ing-pò, t'ung kòk chúng yaũ-kwaan kè ts'ing-pò.

M: Yaũ yat-kòh tîk-yân kè kaàn-típ tím-yeung*?

T: Yaũ yat-kòh tîk-yân kè kaàn-típ fà-chong tsô yat-kòh chin-
teí ts'uí-kwan kel-ché.

M: Kóh kòh kaàn-típ kè chuē-iũ yām-mô hai mi-yě?

LESSON 22

ORAL MATERIAL - DIALOGUE

- T: Kóh kòh kaàn-típ kè chuê-iú yám-mô hai wán-yáp ngōh kwan kè sz sz-líng-pô, yŭng ying-seung* -kei t'au-ying ngōh-tei kè pei-mât mán-kín*.
- M: K'uí tak-tò ni ti ts'ing-pò chi-haú, tím-yeung* tseung k'uí chuén-tò tík-yán kè sz-líng-pô?
- T: K'uí tak-tò ni ti ts'ing-pò chi-haú, k'uí tsaú yaú pei-mât mō-sín-tín-t'oi, tseung ni ti ts'ing-pò kwóng-pòh tò tík kwan sz-líng-pô kè ts'ing-pò-ch'ue.
- M: Kóh kòh kaàn-típ kè oôt-tung yaú mō yán-hei ngōh kwan kè faán-kaàn yán-uén kè waaí-í?
- T: Yaú, kóh kòh kaàn-típ kè oôt-tung yán-hei ngōh kwan kè faán-kaàn yán-uén kè waaí-í. Ngōh-tei tsik-haak tseung kóh kòh kaàn-típ tai-pô; king-kwòh ngōh kwan kè kwan-sz-faát-t'ing shám-p'òdn chi-haú, k'uí pei p'òdn sei-ying, tsaú yaú hāng-ying-tuí* tseung k'uí ts'eung-k'uet.

LESSON 22

TRANSLATION OF DIALOGUE

Question: What is a spy?

Answer: A spy is the intelligence personnel of the enemy who engages in secret underground activity at out front or rear.

Q: After we arrest an enemy spy, what should we do?

A: After we arrest an enemy spy, we may send the spy to the military court and let the military court conduct the trial. If we find the evidence, we may sentence him to imprisonment for certain period, imprisonment for life, or death.

Q: When the battle was raging, what action did the enemy take in our occupied area?

A: When the battle was raging, the enemy spies were very active in our occupied area, organizing a spy ring.

Q: What attempt did the enemy spies make?

A: The enemy spies attempted to secure the information pertaining to our operation plan and various related information.

Q: What did an enemy spy do?

A: An enemy spy disguised himself as a war correspondent.

Q: What was that spy's chief mission?

A: That spy's chief mission was to infiltrate into our division headquarters and, using a camera, take photographs of our secret documents.

Q: After he secured this information, how did he have it relayed to the enemy headquarters?

LESSON 22

TRANSLATION OF DIALOGUE

- A:** After he obtained this information, he broadcast it to the intelligence section of the enemy headquarters through a secret radio station.
- Q:** Did the activity of that spy arouse suspicion of our counter-intelligence personnel?
- A:** Yes, that spy's activity aroused the suspicion of our counter-intelligence personnel. We arrested that spy immediately. After the trial by our military court, he was sentenced to the death penalty, and was executed by our firing squad.

LESSON 22

ORAL MATERIAL - RECOMBINATION AND TRANSLATION

1. The war correspondents obtained their news and information by eye-witnessing the battle.
2. I obtained my information from the headquarters. Where did you get yours?
3. Enemy's spies disguised as farmers infiltrated into our area.
4. According to this order, you are supposed to have him executed by now.
5. He will be tried by the military court for misconduct.
6. No one suspected that I could secretly take photographs with this pen.
7. The military court sentenced him to die in the electric chair.
8. He will be released because of insufficient evidence.
9. He broke up a spy ring all by himself.
10. He hires a good lawyer to defend him. I don't think he will be sentenced to life imprisonment.
11. Although I am not very active, I enjoy the activities of the club.
12. You are not attempting to stop the firing squad; are you?
13. Because I suspect her disguising as a nurse, I watch her every move in and out of the hospital.
14. He identifies himself as a counter-intelligence agent.

LESSON 22

ORAL MATERIAL - RECOMBINATION AND TRANSLATION

15. This execution unit executes an average of one person a day.
16. I do suspect her and I don't trust her.

LESSON 22

WORD LIST

- | | | |
|-----|--|---|
| 1. | ts'eung-k'uêt | to execute by shooting |
| 2. | chîn-teî ch'ui-kwan kei-
ché (chîn-teî kei-ché) | war correspondent |
| 3. | ching-kui | evidence, proof |
| 4. | fà-chong | to disguise |
| 5. | faân-kaân yân-uên | counter-intelligence personnel
(CIC) |
| 6. | haäng-yîng tuî* | execution unit (Firing Squad) |
| 7. | k'eî-t'ò | attempt; to attempt |
| 8. | kik-lît | fierce (battle, debate, etc) |
| 9. | kwan-sê faât-t'ing | military court, court martial |
| 10. | mò-k'eî t'ò-yîng | life imprisonment |
| 11. | p'òh-wòk | to break up (spy ring, smuggling,
etc) |
| 12. | p'òdn (p'òdn-ch'uê) | to sentence |
| 13. | sei-yîng | death sentence |
| 14. | shâm-p'òdn | to try (court) |
| 15. | t'au-yîng | to take photograph secretly |
| 16. | wân-yâp | to infiltrate into |
| 17. | wòk-tak | to secure, obtain |

LESSON 22




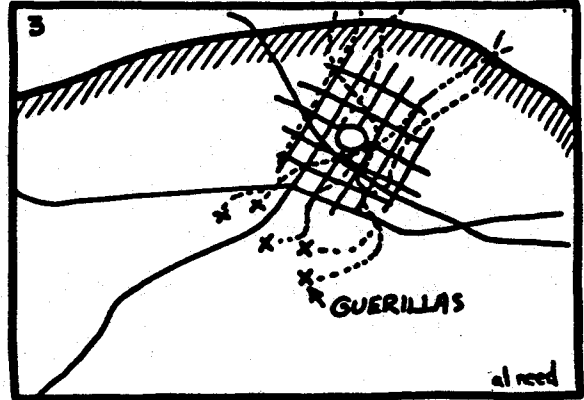

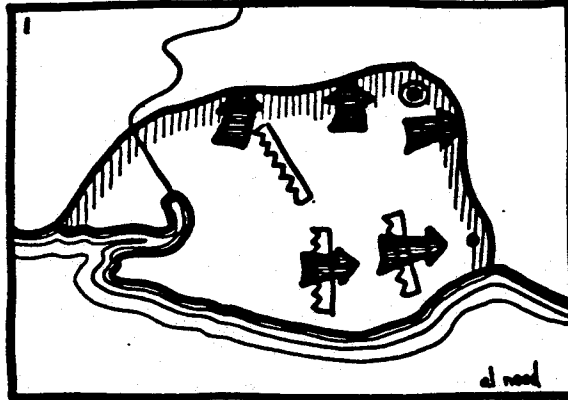
READING MATERIAL

我戰 軍計 劃 當佔 領地 各種 戰事 激烈 之常 關 時, 敵 人 留 下 之 間 -tip 在 作
 戰 計 劃 及 各 種 有 關 情 報 企 圖 獲 得 我 軍 之 作

入 我 軍 師 司 令 部, 用 影 相 機 為 戰 地 隨 軍 記 者, 混
 後 由 秘 密 無 線 電 台, 將 文 件 內 容 影 秘 密 送 文 件, 然
 情 報 處 但 其 活 動 引 起 我 軍 友 間 人 員 之 懷 疑,
 即 將 此 間 -tip 逮 捕.

能 破 獲 敵 人 之 間 -tip 機 關, 我 軍 軍 事 法 庭, 並
 所 有 捕 獲 之 間 -tip, 判 處 死 刑.

LESSON 23



LESSON 23

ORAL MATERIAL - DIALOGUE

Mân: Yaū-kik-tui* hai mi-yě?

Taap: Yaū-kik-tui* hai yat-kòh sai kè pò-tui*; k'ui-tei wân-yâp tik-yân kè haū-fong, taam-yâm p'òh-waai kè kung-tsòk; k'ui-tei cheuk pîn-i, kw'ai-taai hing-pîn kè mǒ-hei.

M: Yaū-kik-tui* tim-yeung* tá-cheung?

T: Yaū-kik-tui* toh-sò hai yê-maân tá-cheung, k'ui-tei yung fâ-ching-wai-ling kè chin-shút. K'ui-tei pin shue to hui, mǒ yat-ting kè chân-tei.

M: Yaū-kik-tui* kè chue-iù yâm-mô hai mi-yě?

T: K'ui-tei kè chue-iù yâm-mô hai iũ-luên tik-yân kè haū-fong, p'òh-waai tik-yân kè kwan-s2 ts'it-peí, t'ung chung-iù kè kaau-t'ung-sin.

M: Ngòh kwan chim-ling-chòh tik-yân hoi-ngôn kè kei kòh chung-iù shing-shí chi-haū, ngòh-tei yaū tim-yeung*?

T: Ngòh-tei kè kwan-tui* kai-tsúk ts'in-tsùn, sham-yâp tik-yân kè noi-tei, chim-ling yat-kòh hó kân-iù kè shing-shí.

M: Tik-yân yaū kòh kòh shing-shí ts'it-t'ui chi-haū, k'ui-tei tim-yeung*?

T: Tik-yân yaū kòh kòh shing-shí ts'it-t'ui chi-haū, k'ui-tei lau hó toh yaū-kik-tui* hai kòh kòh shing-shí shue.

M: Kòh kòh shing-shí ngoi-pîn kè tik-yân yaū-kik-tui* tim-yeung* sàm-yâp ngòh kwan kè haū-fong?

T: Tik-yân kè yaū-kik-tui* fâ-chong tsô naân-mân; k'ui-tei t'ung-kwòh ngòh-tei kè kim-ch'á-chaâm, sàm-yâp ngòh kwan kè haū-fong.

LESSON 23

ORAL MATERIAL - DIALOGUE

- M: K'ui-tei tim-yeung* tsaap-kik ngoh-tei ke wan-shue-tui*?
- T: Hai maan-t'au-haak, k'ui-tei maai-fuk hai him-iu ke shaan-lo p'ong-pin. Ngoh-tei ke wan-shue-tui* king-kwoh shaan-kuk ke shi-hau, k'ui-tei tsaui ning-ch'ut shau-ts'eung ma-ts'eung shau-laui-taan* t'ung cha-yeuk tang tang hing-pin ke mo-hei hui tsaap-kik ngoh-tei. Ngoh kwan chung-fuk, sheung-mong ho ch'ung.
- M: K'ui-tei yau p'oh-waai mi-ye?
- T: K'ui-tei cha-wai ngoh kwan ke wan-shue-sin, ho-ts'z t'it-lo, k'iu-leung tang tang chi-hau, yau p'oh-waai ngoh-tei ke ts'ong-fod, taan*-yeuk-fod, po-k'ap-chaam, tang tang.

LESSON 23

TRANSLATION OF DIALOGUE

Question: What is guerilla unit?

Answer: Guerilla unit is a small unit. They infiltrate into the enemy rear, and undertake work of sabotage; they wear plain clothes and carry small arms.

Q: How do guerillas fight?

A: Guerillas mostly fight at night. They employ the tactics of dispersal. They go everywhere and do not have a definite position.

Q: What is the main mission of guerillas?

A: Their main mission is to harrass the enemy rear, to destroy military installations and important communication lines of the enemy.

Q: After we captured several important cities along the enemy coast, what did we do then?

A: We continued to advance, penetrated the enemy inland and captured a very important city.

Q: After the enemy withdrew from that city, what did they do?

A: When the enemy withdrew from that city, they left a large number of guerillas in that city.

Q: How did the enemy guerillas outside of that city infiltrate into our rear?

A: The enemy guerillas disguised themselves as refugees. They passed our check point and infiltrated into our rear.

LESSON 23

TRANSLATION OF DIALOGUE

Q: How did they raid our transportation unit?

A: During the night, they set up an ambush on the side of the steep path of the mountain. When our transportation unit passed the draw, they drew out small arms, like pistols, carbines, hand-grenades and dynamite to strike us. We were trapped by the ambush and suffered heavy casualties.

Q: What else did they destroy?

A: After they destroyed our transportation lines, such as railroads, bridges, etc., they also destroyed our warehouses, ammunition dump, and supply dump.

LESSON 23

ORAL MATERIAL - RECOMBINATION AND TRANSLATION

1. Although two of our men were wounded, the raid was a success.
2. We will strike at the enemy's stronghold tomorrow morning with all our strength.
3. How would you like the idea of building an ammunition dump at the foot of the mountain?
4. Ten of our men had already infiltrated into enemy's line.
5. If the enemy retreated to the draw we'll set up an ambush here.
6. Stay by my side, I don't want you to be trapped by ambush.
7. Our soldiers disguised in plain clothes were able to infiltrate into the warehouses and other key points.
8. These refugees came from the inland by the thousands.
9. When you go through the checking point, be prepared to strike.
10. Your mission is to destroy the warehouse located on this road.
11. It is necessary to employ guerilla tactics whenever your unit is being cut off from the main group.
12. They destroy the equipment with dynamite.
13. You will carefully check all refugees for arms and ammunition at the checking point.
14. Even though they were in plain clothes, I recognized them to be Captain Smith and Major White.
15. The squad leader ordered his men to disperse the moment enemy planes are sighted.
16. We are trapped. What are we going to do?

LESSON 23

ORAL MATERIAL - RECOMBINATION AND TRANSLATION

17. You don't look like a refugee to me. Do you have any identification?

LESSON 23

WORD LIST

- | | |
|----------------------|--|
| 1. chà-wai | to destroy (by bomb, dynamite),
demolish |
| 2. chà-yeûk | dynamite |
| 3. ts'ong-fò | warehouse |
| 4. chùng-fûk | to be trapped by ambush |
| 5. fà-ching-wai-ling | to disperse all around (to split
one unit into numerous, guerilla
tactics) |
| 6. him-iù | steep, important (in terrain, in
combat) |
| 7. iũ-luên | to harass |
| 8. kím-ch'á-chaâm | checking point |
| 9. maaí-fûk | to set up an ambush; ambush |
| 10. naân-mãn | refugee |
| 11. pîn-i | plain clothes |
| 12. p'òh-waaí | to destroy |
| 13. shaan-kuk | draw (terrain) |
| 16. sham-yâp | to infiltrate into |
| 17. taân*-yeûk fò | ammunition dump |





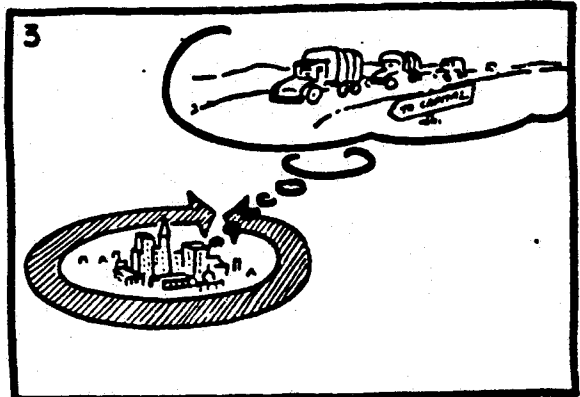


LESSON 23

READING MATERIAL

我軍佔據敵人海岸之數處要點之後，繼續前進，深入敵人內地，佔領一重要城市。

但敵人游擊隊，於後退之時，留難下許多游擊隊，擊隊於查伏，即擊等。此等入山馬藥，炸破於擊隊後方，及至彈運庫之時，為整我等輸及留難為運輸線，軍事下民，零輸便如事許，通晚隊武，鐵路設備。多過黑經器，橋。游我之過施橋。擊軍時，其行標。隊檢埋地，襲等。於查伏，即擊等。

LESSON 24



LESSON 24

ORAL MATERIAL - DIALOGUE

Mân: Hai in-toi kè chin-chang, kwaan-ue k'uet shing-foô kè t'iu-kin*, ch'uī-chóh mǒ-hei chi-ngoī, chūng yaū mi-yě?

Taáp: Hai in-toi kè chin-chang, kwaan-ue k'uet shing-foô kè t'iu-kin*, ch'uī-chóh mǒ-hei chi-ngoī, chūng yaū sam-leī tsòk-chin.

M: Sam-leī-chin hai mi-yě? K'uī yaū mi-yě hó-ch'uè?

T: Yung sam-leī hui chin-paaī tik-yān, ni chūng paān-faāt kiù-tsô sam-leī-chin. Sam-leī-chin kè hó-ch'uè hai yung tsui tai kè toi-kā tak-tó tsui taai kè shau-wók.

Ngōh-teī hōh-ī yung sam-leī-chin hui līng tik-yān lei-sam, im-chin, faān-chin, waāk-ché yān-hei tik-yān kè ping-pīn, t'ō-mōng, tǎng tǎng.

M: Sam-leī-chin paau-k'òt ti mi-yě?

T: Sam-leī-chin paau-k'òt saān ch'uēn-taan, tik-ts'in haām-wá, tik-haū kwóng-pòh, tǎng tǎng.

M: Ngōh kwan ni ts'è tīm-kaai iù yung sam-leī-chin?

T: Tik-yān kè shaū-to ī-king peī ngōh kwan paau-wai, taān-hai tik-yān sei-shaū-toi-ōn. Uē-kwóh ngōh kwan kai-tsūk kung-kik, sheung fong sheung-mōng yat-tīng hó ch'ūng. Wai kaām-shiú sheung-mōng hei-kin, ngōh kwan yung sam-leī-chin.

M: Ngōh kwan ni ts'è tīm-yeūng* tsūn-hāng sam-leī-chin?

T: Ngōh-teī p'aaī fei-kei hui tik-yān kè ts'in-sin saān ch'uēn-taan, wá ngōh kwan ī-king tseung k'uī-teī kè shaū-to sei-mīn paau-wai, shóh-yaū kè pó-k'ap-sin to ī-king t'uēn-tsuēt, taān*

LESSON 24

ORAL MATERIAL - DIALOGUE

yeûk t'ûng leûng-shîk ch'a-m-toh yûng-uên, hó toh ko-k'ap kè
chî-fai-koon to tsaú-chóh. Uē-kwóh k'uĩ-teí kai-tsûk tai-
k'òng, tsik-hai tsz-shaát; uē-kwóh k'uĩ-teí tsz-tûng t'aũ-
hông, chin-sz t'ing-chí i-haũ, ngõh-teí tsaũ hîn-sùng k'uĩ-
teí ooi kwók.

M: Ni ts'z saân ch'uên-taan kè haaũ-kwóh tím-yeûng*?

T: Tík-yân taân*-tsûn oôn-tsuêt, sz-hei tai-lôk. K'uĩ-teí t'ai-
kin ch'uên-taan chi-haũ, kòh kòh to seúng t'ò-mông t'ûng t'ai-
hông. Shóh-í tík-yân kè t'ò-ping yat-yât peí yat-yât toh.

M: K'uĩ-teí tím-yeûng* heûng ngõh kwan t'aũ-hông?

T: K'uĩ-teí toh-shò hai maân-t'aũ-haak kè shí-haũ t'ò-mông;
k'uĩ-teí yat-shaú ning-chuê paák-k'ei, yat-shaú ning-chuê
ch'uên-taan tsaú tò ngõh kwan kè chân-teí shuê.

M: Ngõh kwan tseung t'ò-ping sùng hui pin shuê?

T: Ngõh kwan tseung t'ò-ping sùng tò haũ-fong.

LESSON 24

TRANSLATION OF DIALOGUE

Question: In the war nowadays, concerning the factors determining between victory and defeat, what else is there besides weapons.

Answer: In the war nowadays, regarding the factors determining between victory and defeat, besides weapons, there is the psychological warfare.

Q: What is psychological warfare: What is its advantage?

A: To defeat the enemy by psychological means is called the psychological warfare. The advantage of psychological warfare is to secure the biggest gain at the least cost. We can employ the psychological warfare to cause the enemy to lose heart, become battle-weary, create opposition to the war, to create mutiny, cause desertion, etc.

Q: What does psychological warfare include?

A: Psychological warfare includes the dropping of leaflets, sending calls to the enemy front, broadcasting to the rear of the enemy, etc.

Q: Why did we have to use psychological warfare this time?

A: The national capital of the enemy was already surrounded, but the enemy defended desperately waiting for the reinforcement. If we continued the attack, the casualties on both sides would have been very heavy. In order to minimize the casualties we employed psychological warfare.

LESSON 24

TRANSLATION OF DIALOGUE

Q: How did we conduct psychological warfare this time?

A: We sent out airplanes to the enemy front to drop leaflets, telling them that our force has already surrounded their national capital on all sides, all the supply lines were cut off, the ammunitions and provisions were almost exhausted, and that many high-ranking commanders have fled. If they continued to resist, it would mean suicide. If they surrendered voluntarily, we would repatriate them to their home country after the war.

Q: What was the effect of leaflets dropping this time?

A: The enemy exhausted their ammunitions and were hopeless of having any reinforcement. The morale was low. After they saw the leaflets, everyone wanted to desert and surrender. Therefore the number of enemy deserters mounted day by day.

Q: How did they surrender to our force?

A: They mostly deserted at night. They carried a white flag in one hand and a leaflet in the other, rushing to our positions

Q: To where did we send the deserters?

A: We sent the deserters to the rear.

LESSON 24

ORAL MATERIAL - RECOMBINATION AND TRANSLATION

1. We secured the biggest gain at the least cost of production by this new method.
2. These deserters are to be sent to headquarters under guard.
3. Although he came back voluntarily, he is a deserter just the same.
4. We are not going to retreat or surrender, even though we are short of ammunitions.
5. The special service provide entertainment to boost the morale of the troops.
6. Broadcasting to the enemy front required a competent linguist.
7. Their spirit may be low, but they have not lost the will to fight.
8. This is a strategic position, they will defend it with their lives.
9. When you are in combat, you have to kill or to be killed.
10. It is said that power is peace.
11. The effect of your presence is tremendous.
12. Battle fatigue may result through lack of sleep and over-work.
13. This battle is a decisive one.
14. Dropping of leaflets is important in psychological warfare.
15. We will not surrender even though our ammunitions are exhausted.
16. We will repatriate these POW as soon as possible.
17. Some of them surrendered but some continued to fight.

LESSON 24

WORD LIST

- | | |
|------------------------------|---|
| 1. chîn-paaî... | to defeat... |
| 2. faán chîn | to oppose war; opposition of war;
anti-war |
| 3. haaû-kwôh | effect |
| 4. hîn-sùng | to repatriate |
| 5. ìm chîn | battle-weary |
| 6. ìn-toî | nowadays, modern |
| 7. k'uet shing-foô | to determine between victory and
defeat |
| 8. lei-sam | to lose heart, be demoralized |
| 9. ping-pîn | mutiny |
| 10. sei-shaû-toî-oôn | to defend desperately and wait for
reinforcement (sustained defense) |
| 11. taân*-tsûn oôn-tsuêt | short of ammunition and hopeless
of being reinforced |
| 12. tai-lôk | low, lowered, (morale, spirit) |
| 13. tîk-ts'in haâm-wâ | to send calls to the enemy front |
| 14. t'ô-mông | to desert; desert |
| 15. t'ô-ping | deserter |
| 16. tsui taaî kê
shau-wôk | the biggest gain |
| 17. tsui tai kê toî-kâ | the lowest cost |
| 18. tsûn-haäng | to conduct, engage in (war, work,
etc) |

LESSON 24

WORD LIST

- | | |
|----------------|----------------------------|
| 19. tsz̄-tûng | voluntary; voluntarily |
| 20. laǎng-chîn | cold war |
| 21. kîng-kò | to warn, admonish; warning |







LESSON 24

READING MATERIAL

心器人亡，為利敵逃，稱一令變，爭獨戰兵，相之理人，家戰心敵，國冷用起，之期利引，對時可者，敵平亦或，與和時戰，法為之反，辦法生及，理辦法以，心種事戰，用此戰厭，戰在心等，理但離等。

待理停低投我力，守心人氣人入效，死用敵士敵走戰，人決告時減單理，敵見警之無傳心，但起單絕增執明，圍亡傳援有緊證，包傷放盡日手足，軍少散彈每一此，我減線此數旗笑，被為前在人白可，已軍人人亡舉亦，都我敵敵逃高憐，首降到然或手可，人投機果降一既，敵肯飛抗投時地，不派抵或之陣大，援戰止落降軍之。

LESSON 25



LESSON 25

ORAL MATERIAL - DIALOGUE

Mân: Tík-yân shaú-to kaau-ngoí kè chûng-iú kui-tím uën-ts'uën peí ngõh kwan chím-lǐng chi-haú, tík-yân kè chuê-lík pô-tuí* t'ui-tò pin shuê?

Taáp: Tík-yân shaú-to kaau-ngoí kè chûng-iú kui-tím uën-ts'uën peí ngõh kwan chím-lǐng chi-haú, tík-yân kè chuê-lík pô-tuí* t'ui-tò shaú-to kè lui-pín.

M: Tík-yân shaú-kwan sz-lǐng kè tsòk-chín kai-waák tím-yeûng*?

T: Tík-yân shaú-kwan sz-lǐng tá-suèn sei-shaú; uë-kwóh shaú m-chuê, tsaú tát-wai.

M: Ngõh kwan kè kung-shǐng pô-tuí* tá-suèn tím-yeûng*? Tsui-haú tím-yeûng*?

T: Ngõh kwan kè chí-fai-koon heung tík-yân shaú-kwan sz-lǐng há tsui-haú t'ung-típ, haân k'uí-teí hai í-shâp-sei siú-shí chi-noí t'aü-hõng. Uë-kwóh tík-yân m-tsip-shaú, ngõh-teí tsaú hoi-ch'í tsung kung-kik. Í-shâp-sei siú-shí chi-haú, tík kwan k'uí-tsuêt tsip-shaú ngõh-teí kè tsui-haú t'ung-típ. Ngõh kwan hoi-ch'í tsung kung-kik. Ngõh-teí kè taaí-p'aau heung shǐng-noí maäng-lít kwang-kik.

M: Shaú-to lui-pín kè ts'ing-yǐng tím-yeûng*?

T: Tík kwan sz-lǐng há lǐng kaai-im. Shǐng-noí tò-shuê fong pô-shaau; hai kòk taaí kin-chuk-mát kè ts'in-pín fong hó toh sha-paau; chûng-iú kè shâp-tsâ-lô-haú yaü teí-lui-k'ui t'ung haám-tsêng. Taân-hai tík-yân kè leung-hík t'ung taân*-yeük m-kaü. Shí-noí tít-tsuí wân-luën.

LESSON 25

ORAL MATERIAL - DIALOGUE

M: Ngõh kwan kè tsúng kung-kik hoi-ch'í chi-haú, sheung fong kè ts'ing-yíng tím-yeúng*?

T: King-kwòh keí síú-shí kè chin-taú chi-haú, ngõh kwan kè t'aán-hak-ch'e ím-oô sin-t'aú pô-tuf* yáp shing. Shaú-to faát-shang hông-chín. Tik-yán hai taaf kín-chuk-mát kè ts'eung-haú t'ung uk-téng shuè yúng hing ping-heí heúng ngõh kwan shé-kik; k'uí-teí kè pô-ping heúng ngõh kwan t'aán-hak-ch'e kè sei-kòk ch'ung-fung. Ngõh kwan kè keí ká t'aán-hak-ch'e chông-tó teí-luí. Sheung fong kè sei-sheung to hó ch'ung.

LESSON 25

TRANSLATION OF DIALOGUE

Question: After all the suburban key points of the enemy capital were captured by our force, to where did the enemy main force retreat?

Answer: After all the suburban key points of the enemy's capital were captured by our force, the enemy main force retreated to the capital.

Q: What was the operation plan of the commander of the enemy defenders?

A: The commander of the enemy defenders planned to defend until the last minute. If they couldn't hold the city, they would break out.

Q: What did our siege force plan? What happened finally?

A: Our commander delivered an ultimatum to the commander of the enemy defenders, demanding them to surrender within twenty-four hours. If the enemy would not accept, we would initiate the general assault. Twenty-four hours later, the enemy refused to accept our ultimatum. We started the general assault. Our artillery pieces shelled the city with violent fires.

Q: What was the situation inside the capital?

A: The enemy commander declared martial law. There were sentries everywhere in the city. Sand bags were piles up in front of various large buildings. Mine fields and booby traps were set up at the important street intersections. However, the enemy were short of provisions and ammunition. The city was chaotic.

LESSON 25

TRANSLATION OF DIALOGUE

- Q: After we initiated the general assault, how were situations on both sides?
- A: After a combat of several hours, our tanks covered the vanguards to rush into the city. Street fighting in the capital occurred. The enemy fired with small arms from windows and roof tops of large buildings at our forces. Their infantrymen charged toward the dead-spaces of our tanks. Several of our tanks hit mines. Casualties on both sides were very heavy.

LESSON 25

ORAL MATERIAL - RECOMBINATION AND TRANSLATION



1. The city is in a state of confusion, and many spies infiltrated into military reservations.
2. The commander ordered his troops to continue fighting from street to street.
3. The general assault will be launched at 1800 hours.
4. If you can't hold this bridge, you can retreat to the hills to the north of this city.
5. We have to break through the enemy tonight.
6. This ultimatum demands our surrender within an hour.
7. We will not accept the ultimatum, and we will bombard their units with everything we have.
8. The whole country is under martial law and sentries are posted everywhere.
9. I refuse to shell the city because some of my men already entered the city and are fighting on the streets.
10. Charging toward the enemy tank is dangerous.
11. You will put some sand bags behind this window and set a booby trap at that entrance.
12. I will be in charge of this unit for the general assault.
13. The tanks will cover the troops to advance toward the city.
14. Casualties on both sides are very low.
15. Make a survey of the situation and report back to me.
16. Pile up some sanbags in front of this door.

LESSON 25

WORD LIST

- | | |
|---|---|
| 1. haâm-tsing
(haâm-tsêng) | booby trap |
| 2. haân (haân k'eī) | to demand (deadline) |
| 3. hōng-chîn | street fighting |
| 4. kaai-īm | martial law |
| 5. k'ui-tsuêt | to refuse, reject |
| 6. kung-shing pô-tui* | siege unit |
| 7. kwang-kik | to shell, bombard |
| 8. pô-shaau | sentry |
| 9. sei-kòk | dead space |
| 10. sha-paau | sandbag |
| 11. shaú-kwan sz-ling | commander of defenders |
| 12. shaú m-chuê | cannot hold (place) |
| 13. tât-wai | to break a siege, break out |
| 14. tít-tsui | order (place, city, classroom, etc) |
| 15. tsip-shaú | to accept |
| 16. tsui-haú t'ung-típ
(oi-tik-meī-tun shue) | ultimatum |
| 17. wân-luên | chaotic; confusion |
| 18. tui-chí | to pile up; to heap together in
a pile |
| 19. kw'ân-shaú chi tau | to fight like a trapped animal |

LESSON 26



LESSON 26

ORAL MATERIAL - DIALOGUE

Mân: Tík-yān kè shaú-to ín-tsòí kè ts'ing-shai tím-yeúng*?

Taáp: Tík-yān kè shaú-to peí ngōh kwan sei-mín paau-wai. Chín-taù í-king tò-chóh tsui-haú kaai-tuén. Ts'ing-shai hó im-chûng, shí-mān to sòh-chuê mòdn, m-kóm ch'ut kaai.

M: Tík-yān mō faát-tsú tsoi tai-k'óng kè shí-haú, chí yáú tím-yeúng*?

T: Tík-yān mō-faát-tsú tsoi tai-k'óng kè shí-haú, chí yáú mō-t'íu-kín* t'aū-hōng. K'uí-teí p'aai toí-píú heúng ngōh kwan t'ai-ch'ut yau-chh kè ts'ing-k'aū.

M: T'ing chin chi-haú, ngōh kwan tím-yeúng* wai-ch'í shí-noí kè chí-on?

T: Ngōh kwan há kaai-im kè ming-líng, p'aai-ch'ut hín-ping kím-ch'a p'ing-mān. Ngōh-teí kè pō-tuí* kaai-ch'ui tík-yān kè mō-chong, fooi-fúk shí-noí kè tít-tsui.

M: Ngōh-teí chin-shing chi-haú, ngōh-teí kè chin-líng kwan yáú mi-yě kui-túng?

T: Ngōh-teí kè hoi, lúk, hung saam-kwan kui-hāng taaí ts'ún-hāng, hoi-yáp tík-yān kè shaú-to. Tík kwók shaú-to kè yān-mān foon-yíng ngōh kwan.

M: Ngōh-teí kók teí-fong kè kwan-tuí* tím-yeúng*?

T: Ngōh-teí kók teí kè chin-líng kwan kaai-ch'ui tong-teí tík-yān kè mō-chong, hīng-chuk tsui-haú kè shing-leí.

M: Ngōh-teí kè ching-foó tui yáú-kung kè tseúng-sú tím-yeúng*?

LESSON 26

ORAL MATERIAL - DIALOGUE

T: Ngõh-teí kè ching-foó tui yaũ-kung kè tseung-sí paan-faát fan-cheung, waák-ché shing-k'ap.

M: Ngõh-teí kè ching-foó tui shaũ-sheung kè kwan-yán tim-yeung*?

T: Ngõh-teí kè ching-foó tui shaũ-sheung kè kwan-yán wai-lò, tui sheung-móng kwan-yán kè ka-shúk foó-sut.

M: Ts'uên kwòk yán-mán tui chán-móng tseung-sí tim-yeung*?

T: Ts'uên kwòk yán-mán tui chán-móng tseung-sí kui-hāng kung-tsai tīn-lai, ts'uên kwòk kwan mán to kw'óng-foon, hing-chuk shing-leí yāt.

LESSON 26

TRANSLATION OF DIALOGUE

Question: What is the present situation in the enemy capital?

Answer: The enemy capital was surrounded on all sides by our force.

The combat has already reached the final phase. The situation was very serious. All the residents had their doors locked. They did not dare to go out.

Q: When the enemy were incapable of resisting any longer, what was the only thing they could do?

A: When the enemy were incapable of resisting any longer, they could only resort to unconditional surrender. They sent representatives to present an armistice request.

Q: After the armistice, how did we maintain order inside the city?

A: We declared martial law, and sent out military police to inspect the civilians. Our units disarmed the enemy, and restored the city order.

Q: After we won the war, what activity did our occupation army have?

A: Our Armed Forces held a big parade while entering the enemy's capital. The people in the capital of the enemy country welcomed our forces.

Q: What did our forces in various places do?

A: Our occupation troops in various places disarmed the enemy, and celebrated the final victory.

Q: What did our government do for the meritorious soldiers?

LESSON 26

TRANSLATION OF DIALOGUE

A: Our government awarded medals or promotions to the meritorious soldiers.

Q: What did our government do for those wounded soldiers?

A: Our government brought comfort to those wounded soldiers, and gave compensations to the families of the wounded and dead.

Q: What did the people in the whole nation do for the soldiers killed in action?

A: The people in the whole nation held memorial ceremonies honoring the dead. All the soldiers and civilians in the whole nation were overjoyed in celebrating this victory day.

LESSON 26

ORAL MATERIAL - RECOMBINATION AND TRANSLATION

1. Soldiers fallen in action did not die in vain.
2. After the cease-fire, our units entered the city.
3. At this time, I would like to apply for a transfer.
4. Remember to lock the door when you go out tonight.
5. General Smith will present you the award for meritorious service today.
6. A memorial ceremony will be held on Armistice Day every year.
7. Please continue the good work, we still have a lot of work to do.
8. Your behavior is very childish.
9. I hope we will not have any more trouble in the future.
10. She tried to subdue the thief without using any weapon.
11. I will be very happy to come to your birthday party.
12. These are members of my family: my parents, my brother, my sister and my wife.
13. The government will give compensations to the families of the wounded and dead.
14. The police restored order in the streets.
15. The present situation of the occupied city is chaotic.
16. Your injury is very critical. I think I better notify the members of your family.

LESSON 26

WORD LIST

- | | |
|-------------------------------|---|
| 1. chān-mōng | to kill in action |
| 2. tseùng-sz̄ | soldiers (officers and enlisted personnel) |
| 3. ts'ün-haäng | parade, demonstration |
| 4. fob-sut | to compensate, compassionate; compensation |
| 5. ka-shûk | family members |
| 6. kaai-ch'ui... mǒ-chong | to disarm |
| 7. kaai-tuên | phase, stage (situation) |
| 8. kui-haäng | to hold (meeting, ceremony, parade, exhibition, concert, etc) |
| 9. kui-tûng | act, conduct, behavior |
| 10. kung-tsaï tin-laï | memorial ceremony (soldiers, civilian, friend, etc) |
| 11. kw'ōng-foon | to overjoy |
| 12. paan-faät fan-cheung | to award medal |
| 13. t'ai-ch'ut... ts'ing-k'aü | to present the request to... |
| 14. yau chin | armistice, cease fire truce |
| 15. yaü-kung | meritorious, well-deserved; to deserve the credit |

LESSON 26

READING MATERIAL

強法休
作無出
仍餘提
內殘軍
市數我
在少何
雖滅代
入消表
攻軍派
軍我降
我被投
被份件
都部條
首大無
人但有
敵抗只
抵抗請
頑再戰

道軍或公
夾三章行
民空舉
人陸士
國海給將日
敵除發亡利
都解士陣勝
首裝將對祝
人武功勞慶
敵人有慰歡
入敵對人狂
開地府軍民
數各政傷軍
全將遊受國
軍軍巡對全
我我大級禮
歡迎行升典
歡舉者祭

C H I N E S E - C A N T O N E S E

Basic Course


Volume VIII

Lessons 1-26

(Character Text)

July 1965

DEFENSE LANGUAGE INSTITUTE



第一課 基本訓練

問：軍人入伍之後，起首嘅訓練係乜野？

答：軍人入伍之後，起首嘅訓練係基本訓練。

問：基本訓練包括好多野，但係最緊要嘅野係乜野？

答：基本訓練包括好多野，但係最緊要嘅係制式教練、戰

鬥教練、同射擊教練。

問：制式教練又叫做乜野教練呀？

答：制式教練又叫做密集隊形教練。

問：制式教練嘅基本單位係乜野呢？

答：制式教練嘅基本單位係班、排、連。

問：制式教練包括乜野呀？

答：制式教練包括隊形編成、集合同解散、步法、操槍法、

行進，方向隊形變換等等。

問：戰鬥教練又叫做乜野呀？

答：戰鬥教練又叫做散開隊形教練。

問：戰鬥教練嘅單位係乜野呢？

答：戰鬥教練嘅單位亦都係班，排，連。

問：戰鬥教練包括啲乜野呢？

答：戰鬥教練包括攻擊嘅隊形同運動，或者防禦嘅隊形同

運動

問：射擊教練包括乜野呢？

答：射擊教練包括射擊預習，射擊實習，紀錄射擊，同戰

鬥射擊

第一課 基本訓練

基本訓練係軍人起首嘅訓練。呢種訓練亦都包括非常之多野。但係最緊要嘅有制式教練，戰鬥教練，同射擊教練。制式教練又叫做密集隊形教練。呢種教練嘅基本單位係班，排，連。教練包括隊形編成，集合解散，步法，操槍法，行進，方向隊形變換等等。戰鬥教練又叫做散開隊形教練。基本嘅單位亦都係班，排，連。教練包括攻擊或者防禦嘅隊形同運動。射擊教練有射擊預習，射擊實習，紀錄射擊，同戰鬥射擊。

第二課 陸軍編制

問：國防部係一個乜野機關？

答：國防部係國家最高嘅軍政機關。

問：國防部負責乜野呀？指揮乜野呀？

答：國防部負責國防嘅事務，指揮海陸空三軍。

問：陸軍平時嘅編制同戰時嘅編制同唔同呀？

答：陸軍平時嘅編制同戰時嘅編制唔同。

問：陸軍平時嘅編制同戰時嘅編制點樣唔同呀？

答：戰時嘅編制比較平時嘅編制大好多，平時編制表嘅人員係要黎做戰時嘅幹部。

問：陸軍最高嘅機關係乜野呀？

答：陸軍最高嘅機關係陸軍總司令部。

問：平時陸軍最大嘅單位係乜野呀？

答：平時陸軍最大嘅單位係軍。

問：軍嘅下便有乜野呀？

答：軍嘅下便有師，師嘅下便有團，營，連等等。

問：戰時陸軍嘅編制點樣呀？

答：戰時陸軍嘅編制非常之大，軍嘅單位就非常之多。

問：戰時陸軍總部嘅下便增加乜野單位呀？

答：戰時陸軍總部嘅下便增加集團軍同軍團。

問：集團軍，軍團，同軍邊個至高，邊個至低呀？

答：集團軍，軍團，同軍，集團軍至高其次係軍團，至低係軍。

問：戰時陸軍總部點解要有集團軍同軍團嘅單位呀？

答：為指揮系統方便起見，所以係陸軍總部同軍嘅中間有集團軍同軍團。

第二課 陸軍編制

陸軍平時嘅編制同戰時嘅編制唔同。因為戰時嘅編制比較平時嘅大好多，所以平時編制表嘅人員係要黎做戰時嘅幹部。陸軍最高嘅機關係陸軍總司令部。平時陸軍最大嘅單位係軍。軍嘅下便有師。師嘅下便有團，營，連等等。戰時因為陸軍嘅編制非常之大，軍嘅單位就非常之多。為指揮系統方便同確實，所以喺陸軍總部同軍嘅中間有集團軍同軍團。

第三課 陸軍兵科同業科

問：陸軍嘅兵科同業科總共有幾多種呀？

答：陸軍嘅兵科同業科總共有十八種。

問：陸軍嘅兵科有邊幾種呀？

答：陸軍嘅兵科有八種，即係步兵、騎兵、砲兵、裝甲兵、

工兵、通訊兵、輜重兵、同憲兵。

問：業科有邊幾種呀？

答：業科有十種，即係經理（軍需同財政）、軍醫、獸醫、測量、兵工、軍樂、軍法、政工、軍用技術人員同軍用文職人員。

問：呢十八種兵科同業科可以分成邊兩類人員呀？

答：呢十八種兵科同業科可以分成戰鬥人員同非戰鬥人員。

問：兵科人員係戰鬥人員抑或係非戰鬥人員呀？

答：兵科人員係戰鬥人員。

問：兵科人員負責乜野任務呀？

答：兵科人員負責戰鬥嘅任務。

問：業科人員係戰鬥人員抑或非戰鬥人員呀？

答：業科人員係非戰鬥人員。

問：業科人員係前線工作抑或係後方工作呀？

答：業科人員既然係非戰鬥人員，佢地多數係後方工作，

有時佢地亦都係前線工作。

問：業科嘅政工人員負責邊種工作呀？

答：業科嘅政工人員係軍隊裏面嘅政治工作人員。佢地負責

責軍隊嘅政治工作，同對敵人嘅心理作戰、宣傳等等。

問：如果係政工人員屬於戰鬥人員，係嗎？

答：係，有啲政工人員屬於戰鬥人員。

第三課 陸軍兵科同業科

陸軍嘅兵科同業科總共有十八種。兵科有八種。佢地係步兵，騎兵，砲兵，裝甲兵，工兵，通信兵，輜重兵，同憲兵。業科有十種。佢地係經理，軍醫，獸醫，測量，兵工，軍樂，軍法，政工，軍用技術人員，同軍用文職人員。呢十八種兵業科嘅人員大概可以分成戰鬥人員同非戰鬥人員兩類。兵科人員係戰鬥人員。業科人員係非戰鬥人員。政工係業科，但係有啲政工人員係戰鬥人員。

第四課 師司令部同指揮系統

問：一個師嘅最高長官係邊個呢？

答：一個師嘅最高長官係師長

問：一個師除咗師長之外重有乜野主要嘅長官呢？

答：一個師除咗師長之外重有兩個主要長官，即係副師長

同參謀長。

問：司令部下命令俾部下部隊嘅時候，由邊個簽名？

答：司令部下命令俾部下部隊嘅時候，由師長簽名，但係

副師長同參謀長亦都要簽名。

問：司令部嘅參謀分開幾多類呢？

答：司令部嘅參謀分開為一般參謀同特業參謀兩類。

問：一般參謀又叫做乜野呀？一般參謀有幾多個科呀？

答：一般參謀又叫做參謀處，呢個處裏便有四個科，即係第一科，第二科，第三科同第四科。

問：呢四個科嘅任務係乜野呀？

答：第一科負責人事，第二科負責情報，第三科負責教育同訓練，第四科負責軍需。

問：特業參謀負責乜野呀？佢嘅組織係點樣架？

答：特業參謀辦理其他各種事務，佢分為副官處，兵工處，軍醫處，軍法處，經理處等等。

問：參謀人員嘅主要職責係乜野？

答：參謀人員嘅主要職責係協助參謀長，所以佢地都係參謀長嘅助手。

問：參謀人員有冇權指揮部隊架？

答：參謀人員有權指揮部隊，但係可以指導部隊。

第四課 師司令部同指揮系統

一個師除咗有一個師長之外，重有兩個長官。呢兩個長官係副師長同參謀長。司令部下命令俾部下部隊嘅時候，師長要簽名，副師長同參謀長亦都要簽名。司令部嘅參謀分開為一般參謀同特業參謀兩類。一般參謀又叫做參謀處，裏便有第一科，第二科，第三科，同第四科。特業參謀有副官處，兵工處，軍醫處，軍法處，經理處等等。所有嘅參謀人員都係參謀長嘅助手，有權指揮部隊，但係可以指導佢地。

第五課 步兵兵器同彈藥

問：步兵兵器可以分為邊兩種？

答：步兵兵器可以分為輕兵器同重兵器兩種

問：輕兵器係點樣架？

答：輕兵器係個人可以攜帶嘅兵器

問：輕兵器包括乜野？

答：輕兵器包括手槍、馬槍、步槍、輕機關槍、刺刀、手榴彈、同槍榴彈等等

問：重兵器包括乜野？

答：重兵器包括重機關槍、火箭砲、無座力砲、迫擊砲、步兵榴彈

砲同平射砲等等

問：槍同砲有乜野唔同呢？

答：根據中國嘅兵器黎講，口徑唔過十公釐嘅係槍，口徑大過十公釐嘅係砲

問：槍嘅彈藥叫做乜野？

答：槍嘅彈藥叫做子彈。

問：砲嘅彈藥叫做乜野？

答：砲嘅彈藥叫做砲彈。

問：子彈分開幾多部分？

答：子彈分開三部分。

問：子彈嘅三部分叫做乜野？

答：第一部叫做彈頭，第二部叫做彈壳，同雷管，第三部叫做裝藥。

問：步兵平射砲用嘅彈藥係乜野？

答：步兵平射砲用嘅彈藥係定裝藥嘅砲彈。

問：榴彈砲同迫擊砲用嘅彈藥係乜野？

答：榴彈砲同迫擊砲用嘅彈藥係變裝藥嘅砲彈。

第五課 步兵兵器同彈藥

步兵兵器可以分為輕兵器同重兵器兩種。輕兵器係個人可以攜帶嘅兵器。輕兵器有手槍，馬槍，步槍，輕機關槍，刺刀，手榴彈，同槍榴彈等等。重兵器有重機關槍，火箭砲，無座力砲，迫擊砲，步兵榴彈砲同平射砲等等。槍嘅彈藥叫做子彈，砲嘅彈藥叫做砲彈。子彈分開三部分，即係彈頭，彈壳同雷管，裝藥。步兵平射砲用嘅彈藥係定裝藥嘅砲彈；榴彈砲同迫擊砲用嘅彈藥係變裝藥嘅砲彈。

第六課 砲兵火器同彈藥

問：根據彈道，砲兵火器可以分為幾多類？

答：根據彈道，砲兵火器可以分為三類。

問：砲兵第一類嘅火器係乜野？

答：第一類係彈道平射嘅火器，叫做加農砲。

問：砲兵第二類嘅火器係乜野？

答：第二類係彈道曲射嘅火器，叫做迫擊砲。

問：砲兵第三類嘅火器係乜野？

答：第三類係彈道係平射同曲射中間嘅火器，叫做榴彈砲。

問：砲兵嘅火器除阻呢三類之外重有乜野呢？

答：重有集束彈道嘅火器，叫做多管火箭砲。

問：根據任務，砲兵嘅火器又可以分為乜野？

答：根據任務，砲兵嘅火器又可以分為要塞砲，高射砲，步兵砲，同野戰砲等等。

問：根據口徑，野戰砲再可以分為幾多種？

答：根據口徑，野戰砲可以分為輕砲，重砲同最重砲三種。

問：最普通嘅砲兵彈藥係乜野？

答：最普通嘅砲兵彈藥係榴彈；其次係破甲彈同榴霰彈。

問：信管有幾多種？

答：信管有兩種，即係空炸信管，同碰炸信管。

問：碰炸信管又可以分為幾多種？

答：碰炸信管又可以分為瞬發，着發同延期三種。

第六課 砲兵火器同彈藥

根據彈道，砲兵嘅火器可以區分為三類。彈道平射嘅火器叫做加農砲；彈道曲射嘅火器叫做迫擊砲；彈道係平射同曲射中間嘅火器叫做榴彈砲；重有集束彈道嘅火器叫做多管火箭砲。根據任務，砲兵嘅火器又可以區分為要塞砲，高射砲，步兵砲，同野戰砲等等。根據口徑，野戰砲再可以區分為，輕砲，重砲，同最重砲三種。最普通嘅砲兵彈藥係榴彈；其次係破甲彈同榴霰彈；信管有兩種，即係空炸信管同碰炸信管。碰炸信管又可以分為瞬發，着發同延期三種。

第七課 陸軍階級

問：陸軍嘅階級分開幾多類呢？

答：陸軍嘅階級分開士兵同軍官兩類。

問：士兵嘅階級分開幾多級呢？

答：士兵嘅階級分開士兵同軍士兩級。

士兵分開二等兵，一等兵，上等兵三級。

軍士分開下士，中士，上士三級。

問：軍官嘅階級分開幾多級呢？

答：軍官嘅階級分開尉官，校官，將官三級。

尉官分開准尉，少尉，中尉，上尉四級。

校官分開少校，中校，上校三級。

問：一個班係由邊個指揮？

答：一個班係由一個軍士指揮。

問：一個排係由邊個指揮？

答：一個排係由一個少尉或中尉指揮。

問：一個連級部隊係由乜野階級嘅軍官指揮？

答：一個連級部隊係由一個上尉指揮。

問：一個營級部隊係由乜野階級嘅軍官指揮？

答：一個營級部隊係由一個少校或中校指揮。

問：一個團級部隊係由乜野階級嘅軍官指揮？

答：一個團級部隊係由一個上校指揮。

問：師以上部隊係由乜野階級嘅軍官指揮？

答：師以上部隊係由一個將官指揮。

第七課 陸軍階級

陸軍嘅階級分開軍官同士兵兩類，士兵嘅階級分開士兵同軍士兩級，士兵分開二等兵，一等兵，上等兵三級。軍士分開下士，中士，上士三級。軍官嘅階級分開尉官，校官同將官三級。尉官分開准尉，少尉，中尉，上尉四級；校官分開少校，中校，上校三級；將官分開少將，中將，二級上將，一級上將，特級上將五級。一個班係由一個軍士指揮，一個排係由個少尉或者中尉指揮，一個連級部隊係由上尉指揮，一個營級部隊係由少校或中校指揮，一個團級部隊係由上校指揮，師以上嘅部隊係由一個將官指揮。

第八課 擊退敵人嘅攻擊

問：普通嘅戰術分開幾多種呀？

答：普通嘅戰術分開攻擊同防禦兩種。

問：而家敵人計劃緊乜野呀？

答：而家敵人計劃緊攻擊，佢地想由正面攻擊，派一個加強排攻擊我軍嘅陣地。

問：敵人攻擊嘅時候，我地點樣防禦我地嘅陣地呀？

答：敵人攻擊嘅時候，我地用地雷同鐵絲網等等嘅防禦工事防禦我地嘅陣地。

問：前晚我地埋嘅殺傷地雷令敵人傷亡好重之後，敵人點樣呀？

答：前晚我地埋嘅殺傷地雷令敵人傷亡好重，敵人繼續攻擊，而且剪斷我地嘅鐵絲網。

問：敵人繼續攻擊，同剪斷我地嘅鐵絲網，我地點樣防禦我地嘅陣地呀？

答：我地用機關槍，步槍，同砲兵嘅聯合火力擊退敵人。敵人傷亡好重，佢地嘅攻擊失敗咗。

問：敵人嘅攻擊失敗之後，我軍點樣呀？

答：敵人嘅攻擊失敗之後，我軍設立各部隊嘅統一前哨。

問：團嘅火力協調所負責乜野呀？

答：團嘅火力協調所負責指示射擊計劃。

問：呢個射擊計劃係點樣架？

答：呢個射擊計劃指示各種兵器射擊嘅時間同地點。

問：我地嘅營又設立一個點樣嘅陣地呀？

答：我地先營人設一一個口了架先車也

第八課 擊退敵人攻擊

敵人想作正面攻擊，派一個加強排渡河攻擊我軍陣地。前晚我地埋嘅殺傷地雷令敵人傷亡好多。但係敵人繼續攻擊，而且剪斷我地嘅鐵絲網，我地嘅機關槍，步槍，同砲兵嘅聯合火力擊退敵人，令敵人傷亡好重。佢地嘅攻擊失敗咗。敵人攻擊失敗之後，我軍設立各部隊嘅統一前哨。團嘅火力協調所指示射擊計劃。呢個計劃指示各種兵器嘅射擊嘅時間、地點。我地嘅營又設立一個全面防禦嘅陣地。

第九課 搜索戰鬥(上)

問：斥候隊的主要任務係乜野？

答：斥候隊的主要任務係搜索敵軍陣地，收集情報要點，偵察敵軍的調動，運輸，同補給等等。

問：而家我軍的一個連長派出一隊斥候去邊處，佢地擔任邊種任務呀？

答：我軍的一個連長派出一隊斥候渡河搜索敵軍陣地，收集情報要點。

問：連長係指揮所對呢隊斥候下乜野命令呀？

答：連長係指揮所對呢隊斥候下簡要命令，連長又用地圖嘅座標指示佢地點樣去佢地嘅目的地。

問：斥候隊長得倒命令之後，佢就點樣呀？

答：乍候隊長得倒命令之後，佢對部下下簡要命令，檢查部下嘅衣服同裝具；佢又指示乍候隊嘅集合地點，連絡符號，同目的地嘅磁針路線等等。

問：乍候隊幾時出發呀？

答：乍候隊係第二日天光之前出發，因為係天黑嘅時候出發，唔容易俾敵人睇見。

問：佢地出發嘅時候，佢地通過陣地前便嘅乜野呀？

答：佢地通過陣地前便嘅障碍物。

問：佢地利用乜野嘅遮蔽位置前進呀？

答：佢地利用遮蔽位置前進，好似樹木，凹地等等。佢地避免同敵人接觸。

第九課 搜索戰鬥(上)

我軍嘅一個連長派出一隊斥候渡河搜索敵軍陣地，搵啲情報要點。連長喺指揮所對斥候隊長下簡要命令；佢用地圖嘅座標指示佢。呢個斥候隊長得倒命令之後，佢對部下下簡要命令。佢檢查部下嘅衣服同裝具。佢又指示斥候隊嘅集合地點，連絡符號，目的地嘅磁針路線等等。第二日天光之前，斥候隊出發。佢地通過陣地前便嘅障碍物。佢地利用遮蔽位置，好似樹木呀，凹地呀等等前進。佢地一路避免同敵人接觸。

第十課 搜索戰鬥(下)

問：第二日天光嘅時候，我地嘅斥候隊到咗邊處呀？

答：第二日天光嘅時候，我地嘅斥候隊深入敵線嘅後便，

到咗一個隱蔽位置處。

問：嗰陣時佢地派出搜兵做乜野呀？

答：嗰陣時佢地派出搜兵監視敵人接近，同防止敵人嘅奇襲。

問：斥候隊長用望遠鏡觀察乜野呀？

答：斥候隊長用望遠鏡觀察敵人嘅陣地同敵人部隊嘅運動。

問：斥候隊長睇見嘅乜野呀？

答：佢睇見一隊好長嘅護送隊，有戰車同各種車向前線前進。

問：斥候隊長又觀察倒敵人嘅乜野呀？

答：佢又觀察倒敵人嘅防禦工事。

問：敵人嘅防線處有啲乜野呀？

答：敵人嘅防線處有各種掩體同偽裝嘅兵器。

問：乍候隊長觀察倒啲嘢之後，佢點樣記住佢地呀？

答：乍候隊長將啲嘢工事同兵器嘅位置標定喺地圖上便。

問：佢地完成任務之後，佢地就點呀？

答：佢地完成任務之後，佢地就好小心敢翻去。

問：乍候隊長將啲嘢情報向邊處報告呀？

答：乍候隊長將啲嘢情報向師司令部報告。

問：師部得倒啲嘢情報之後，佢地點樣利用啲嘢情報呀？

答：師部根據啲嘢情報作敵情判斷。

第十課 搜索戰鬥(下)

第二日天光嘅時候，佢地深入敵線嘅後便。佢地喺一個隱蔽位置處。佢地派出搜兵監視敵人接近，防止奇襲。斤候隊長用望遠鏡觀察敵人嘅陣地同部隊運動。佢睇見一隊好長嘅護送隊，有戰車同各種車向前線前進。佢又觀察倒敵人嘅防禦工事。防線處有各種掩體同偽裝嘅兵器。斤候隊長將啲嘅工事同兵器嘅位置標定係地圖。佢地就好小心敢翻去。斤候隊嘅情報報告到咗師司令部。師部根據呢啲情報作敵情判斷。

第十一課 轟炸部隊集中

問：高級司令部得倒有關敵人嘅情報之後就點樣去做？

答：佢地將呢啲情報研究清楚之後就作一個判斷，然後派出偵察機去嗰個區域觀察實在嘅情形。

問：偵察機喺嗰個區域睇倒乜野？

答：佢地睇倒一隊敵人嘅護送隊向前線前進。

問：佢地點樣通知師司令部？

答：佢地即刻用無線電通知師司令部。

問：師部通知乜野嘅部隊？

答：師部通知空軍部隊。

問：空軍派乜野飛機去轟炸同掃射敵人？

問：輕轟炸機由邊處起飛？

答：輕轟炸機由小型機場起飛。

問：輕轟炸機要幾耐然後到目標區域？

答：輕轟炸機係幾分鐘之內到目標區域。

問：佢地見倒敵人就點樣？

答：佢地見倒敵人就掃射同轟炸敵人。

問：好多敵人嘅乜野被破壞㗎？

答：好多敵人嘅坦克車被破壞㗎。

問：有的敵人嘅坦克車點樣？

答：有幾架敵人嘅坦克車設立一個防空陣地。

問：我地嘅飛機有冇被敵人打中？

答：有，有一架飛機被敵人打中其餘嘅飛機都安全飛返基地。

問：被打中嘅飛機嘅飛行員點樣？

答：飛行員見飛機燒着左，就即刻跳傘，安全降落。

問：我軍又點樣封鎖呢個集中區域？

答：我軍又用阻止射擊封鎖呢個集中區域。

第十一課 轟炸部隊集中

高級司令部得到情報，就派出偵察機去個個區域。佢地睇倒個隊護送隊向前線前進。佢地即刻用無線電通知師司令部。師部通知空軍派出戰鬥轟炸機去轟炸敵人。輕轟炸機由小型機場起飛。幾分鐘之內佢地到目標區域。佢地轟炸同掃射敵人。好多敵人嘅戰車被破壞。但係有幾架設立個防空陣地；有一架飛機被打中。飛行員跳傘，安全降落。我軍又用阻止射擊封鎖呢個集中區域。

第十二課 發動大規模攻擊(上)

問：傳令人員送乜野到本師師部？

答：傳令人員送一件極「機密」命令到本師師部。

問：呢件命令講乜野？

答：呢件命令叫本師轉移攻勢。

問：司令部接到命令之後，就點樣工作？

答：司令部嘅參謀人員接到命令之後，就根據命令計劃作戰，佢地非常之忙。

問：師長當時嘅工作點樣？

答：師長根據師嘅任務，敵軍同我軍兩方面嘅情形，地形，同其他有關嘅情報，作狀況判斷。

答：個晚未天光之前，我地嘅一個連接倒作戰命令

問：個個連由邊處向邊處前進？

答：個個連由連集合地向河邊嘅通過點前進。

問：佢地點樣渡河？

答：河處有浮橋船等佢地渡河。

問：嗰啲船由乜野部隊駕駛？

答：每隻船有兩個工兵，佢地駕駛浮橋船來回渡口處。

問：我地嘅步兵前進嘅時候，我地嘅砲兵點樣？

答：我地嘅步兵前進嘅時候，砲兵開始猛烈嘅彈幕射擊。

問：呢次彈幕射擊嘅主要目的係乜野？

答：呢次彈幕射擊嘅主要目的係掩護我軍前進，破壞敵軍

嘅陣地，壓制敵軍嘅行動，同切斷敵人嘅補給線等等。

問：呢次砲擊嘅結果點樣？

答：呢次砲擊嘅結果，我軍得倒火力優勢。

第十二課 發動大規模攻擊(上)

傳令人員送一件極機密命令到本師，呢件命令叫本師轉移攻勢。司令部嘅參謀人員計劃作戰非常之忙。師長根據師嘅任務，敵我兩軍嘅情形，地形，同其他有關嘅情報作狀況判斷。喺晚未天光之前，我地嘅一個連接倒作戰命令，佢地由連集合地向河邊通過點運動。河處有浮橋船等佢地。每隻船有兩個工兵，佢地駛隻船來回渡口處。我地嘅砲兵開始猛烈嘅彈幕射擊。我軍得倒火力優勢。

第十三課 發動大規模攻擊下

問：係作戰嘅時候，我地點樣遮蔽我軍嘅行動？

答：係作戰嘅時候，我地用煙幕遮蔽我軍嘅行動，尤其是渡河嘅地點更須要用煙幕黎遮蔽。

問：我軍嘅攻擊據點係用黎做乜野？

答：我軍嘅攻擊據點係用黎掩護我軍嘅攻擊。

問：我地嘅乜野部隊離開攻擊準備位置？

答：我地嘅步兵攻擊梯隊離開攻擊準備位置。

問：我地嘅步兵攻擊梯隊離開攻擊準備位置之後佢地就點樣呀？

答：佢地就開始渡河，而且渡河成功。

問：本師派乜野部隊去增援？

問：我地嘅一個連去到一個點樣嘅位置？

答：我地嘅一個連去到一個好嘅衝鋒準備位置。

問：嗰個連先用邊種射擊？

答：嗰個連先用衝鋒射擊。

問：佢地前進到邊處？

答：佢地向敵人衝鋒，前進到敵人嘅陣地，佢地能夠接近敵人，同殲滅敵人。

問：佢地點樣攻擊敵人嘅砲眼？

答：佢地用噴火器噴射敵人嘅砲眼。

問：呢次攻擊嘅結果點樣？

答：呢次攻擊好成功，敵人被迫投降，或者被殲滅。

問：敵人失敗之後，敵人又點樣？

答：敵人向我軍反攻，想趕我地嘅部隊翻過河。

問：敵人反攻嘅結果點樣呀？

答：結果敵人被我地擊退，敵人嘅守軍被我地俘虜。我軍擴張橋頭堡。

第十三課 發動大規模攻擊(下)

我軍用煙幕遮蔽行動同渡河地點。我地嘅攻擊據點掩護攻擊。步兵攻擊梯隊離開攻擊準備位置，開始渡河。佢地渡河成功。本師後續梯隊去增援。我地嘅一個連黎到一個好嘅衝鋒準備位置；用衝鋒射擊，佢地能夠接近敵人，同殲滅敵人。有啲地方，佢地用噴火器噴射敵人嘅砲眼；敵人被迫投降，或者被殲滅。敵人向我軍反攻，想趕佢地翻過河。但係反攻被擊退，守軍被俘虜。我軍擴張橋頭堡。

第十四課 全面大規模攻擊(上)

問：我軍幾時準備全面大規模攻擊？

答：我地嘅攻擊梯隊佔領橋頭之後，我地就準備全面大

規模攻擊。

問：係發動大規模攻擊個晚，我地嘅工兵負責邊種工作？

答：係發動大規模攻擊個晚，我地嘅工兵已經架咗渡河嘅

浮橋。

問：架咗浮橋之後，我地派邊種部隊渡河去增援攻擊梯隊？

答：我地派戰車同砲兵渡河去增援攻擊梯隊。

問：點解要將戰車同砲兵部隊配屬俾步兵部隊？

答：為直接支援起見，所以將佢地配屬俾步兵部隊。

答：晚頭黑嘅時候，我軍設立潛聽哨，又派出斥候去搜索敵人，同防止佢地做工事或者加強工事。

問：晚頭黑嘅時候，我軍準備乜野？

答：晚頭黑嘅時候，我軍一方面警戒敵人嘅偷襲，一方面準備聽日朝頭早嘅攻擊。

問：朝頭早嘅時候，我軍派乜野部隊去攻擊？

答：朝頭早嘅時候，我軍派步兵同戰車部隊通過攻擊出發線，佢地開始攻擊。

問：我地嘅部隊點樣攻擊？

答：佢地用火力同運動去攻擊，即係用戰車嘅火力去掩護步兵嘅運動。

問：步兵佔領咗一個乜野嘅位置？

答：步兵佔領左一個衝鋒準備位置

問：佢地佔領左衝鋒準備位置之後，就點樣呀？

答：佢地佔領左衝鋒準備位置之後，就用衝鋒射擊同敵人作近身戰鬥。

第十四課 全面大規模攻擊(上)

發動大規模攻擊個晚，工兵已經架咗渡河嘅浮橋。架咗橋之後，戰車同砲兵趕快過河去增援攻擊梯隊。為直接支援起見，佢地都配屬俾步兵部隊。晚頭黑，我軍設立潛聽哨，又派出斥候去搜索敵人，同防止佢地做工事。朝早，步兵同戰車通過攻擊出發線。佢地開始攻擊。用火力同運動，步兵佔領一個好嘅衝鋒準備位置；用衝鋒射擊，佢地就可以同敵人近戰。

第十五課 全面大規模攻擊(下)

問：我地同敵人作近身戰鬥之後，最後敵人點樣？

答：最後，所有敵人陣地嘅抵抗策都被消滅，或者被超越。

問：敵軍抵抗無效，佢地就點樣？

答：敵軍抵抗無效之後，敵軍撤退；我軍俘獲好多敵人。

問：敵人撤退之後，我軍點樣？

答：我軍向前追擊，深入敵人嘅領土。

問：我軍深入敵人領土嘅時候，我軍點解要咁小心？

答：我軍好小心，因為我地唔想令陣地突出。

問：我軍指揮所亦都點樣？

答：我軍指揮所亦都跟住我地嘅部隊向前推進。

問：我軍已俘獲去巨川我軍先文書？

答：敵人用狙擊兵，戰車防禦砲，同化學戰等等辦法，牽制我軍嘅攻擊。

問：我軍點樣對付敵軍嘅化學兵器？

答：我軍中和敵軍嘅化學兵器。

問：我軍又破壞敵軍嘅乜野？

答：我軍又破壞佢地嘅戰車防禦砲。

問：敵人嘅乜野被我地睇見？

答：敵人嘅無後座力步槍同火箭砲嘅砲口，佢被我軍睇見。

問：佢地嘅砲位被我軍嘅乜野破壞？

答：佢地嘅砲位被我軍步砲兵嘅火力破壞。

問：我軍攻擊嘅結果點樣？

答：我軍嘅攻擊好成功，變成突破。

第十五課 全面大規模攻擊(下)

最後，所有敵人陣地嘅抵抗巢都被消滅，或者被超越。我軍俘虜好多敵人。我軍深入敵人嘅領土。但係佢地好小心，佢地唔想令陣地突出。我軍指揮所向前進。敵人用狙擊兵，戰車防禦砲同化學戰，想牽制我軍嘅攻擊。我軍中和敵軍嘅化學兵器，又破壞敵軍嘅戰車防禦砲。敵人嘅無後座力步槍同火箭砲嘅砲口焰被我軍睇見。佢地俾我軍步砲兵嘅火力破壞。攻擊成功，變成突破。

第十六課 戰俘訊問

問：我地俘虜咗敵人之後，我地點樣處理佢地呀？

答：我地將啲戰俘押翻去後方嘅司令部。

問：我地點解要訊問戰俘？

答：為得倒所要嘅重要情報起見，情報官係師嘅後方梯隊訊問戰俘。

問：未訊問戰俘之前，情報官應該做啲乜野？

答：未訊問戰俘之前，情報官先要搜查戰俘嘅全身，睇吓

有冇文件。

問：對於啲文件，情報官應該點樣處理？

答：對於啲文件，情報官應該詳細審查。

問：情報官詳細審查咗啲文件之後，情報官應該點樣？

答：情報官根據文件，訊問俘虜有關嘅情報。

問：情報官訊問咗呢個俘虜之後，如果佢懷疑俘虜講大話，佢應該點樣？

答：情報官應該將俘虜嘅口供同第二處嘅情報比較一下，睇吓佢嘅情報可靠唔可靠。

問：戰俘經過訊問之後，就被帶去邊處？

答：戰俘經過訊問之後，由衛兵帶佢翻去戰俘集中處。

問：如果呢個戰俘講嘅情報又正確，又有價值，就要點樣呢？

答：如果佢講嘅情報又正確又有價值，就要再問佢。

問：我地根據戰俘嘅情報黎做乜野？

答：我地根據戰俘嘅情報黎做敵情嘅判斷，可以預測敵人嘅作戰計劃。

問：最後我地將所有嘅戰俘都帶去邊處？

答：最後所有嘅戰俘都被衛兵帶去交通區嘅戰俘監禁所。

第十六課 戰俘訊問

為得倒所要嘅重要情報起見，情報官係師嘅後方梯隊訊問戰俘。情報官先要搜查戰俘，然後審查戰俘嘅文件，又問佢同文件有關嘅情報。情報官訊問咗呢個俘虜。但係佢知道俘虜會講大話，所以佢用第二處嘅情報同佢嘅比較一下，睇吓佢嘅情報可唔可靠。然後由衛兵帶戰俘翻去戰俘集中處。如果佢講嘅情報又正確又有價值，就要再問佢。最後所有嘅戰俘都被衛兵帶去交通區嘅戰俘監禁所。

第十七課 突破(上)

問：我地根據各方面嘅情報，對敵情下左判斷之後，我地就點樣？

答：我地根據由各方面得到嘅情報，對敵情下左判斷之後，決定攻擊嘅計劃。

問：我軍呢次對敵人作正面抑或側面攻擊？

答：我軍呢次對敵人作正面攻擊。

問：佢地點樣對敵人作正面嘅攻擊？

答：佢地集中火力，協同步兵同戰車對敵人作正面攻擊。

問：佢地突破咗敵人嘅邊條防線？

答：佢地突破咗敵人嘅主要抵抗線。

問：我地嘅步兵同裝甲部隊用乜野戰術？

答：我地嘅步兵同裝甲部隊用迂迴運動，佢地兩翼包圍敵人。

問：敵人被我軍包圍之後，敵人就點樣？

答：敵人被我軍包圍之後，就想脫離戰場，佢地趕快後退幾英哩。

問：敵人後退嘅時候，我軍用乜野部隊追擊敵人？

答：我軍用機械化部隊追擊敵人。

問：我地嘅追擊縱隊點樣追擊敵人？

答：我地嘅追擊縱隊一路破壞敵人嘅簡單工事。

問：有啲敵人點樣抵抗？

答：有啲敵人嘅抵抗巢頑強抵抗。

問：我軍又點樣去肅清敵人？

答：我軍又超越追擊敵人嘅主力，由特種部隊去肅清佢地。

問：追擊嘅時候，我軍各單位點樣同本隊通信？

答：追擊嘅時候，我軍各單位用無線電同本隊通信。

第十七課 突破(上)

我軍集中火力，協同步兵同戰車作正面攻擊。佢地突破敵人嘅主要抵抗線。步兵同裝甲部隊用迂迴運動。佢地兩翼包圍敵人。敵人想脫離戰場。佢地趕快後退幾英哩，但係我軍用機械化部隊追擊佢地。追擊縱隊一路破壞敵人嘅簡單工事。有啲敵人嘅抵抗巢頑強抵抗；我軍超越追擊敵人嘅主力，由特種部隊去肅清佢地。追擊嘅時候，我軍各單位用無線電同本隊通信。

問：我軍解暫時停止追擊？

答：因為我軍要補充燃料同彈藥，所以暫時停止追擊。

問：我軍補充燃料同彈藥嘅時候，點樣防止敵人奇襲？

答：我軍補充燃料同彈藥嘅時候，佢地設立機動防禦陣地，

防止敵人奇襲。

問：我軍又派出飛機去轟炸敵人嘅邊處？

答：我軍又派出飛機去轟炸敵人嘅工業中心。

問：空襲嘅目的係乜野？

答：空襲嘅目的係打擊敵人嘅士氣。

問：有啲飛機掩護我地嘅乜野部隊？

答：有啲飛機掩護我地嘅追擊縱隊嘅側翼。

問：有啲飛機破壞敵人嘅乜野？

答：有啲飛機破壞敵人嘅飛機場。

問：我地嘅飛機點解要破壞敵人嘅飛機場？

答：因為我地要防止敵人飛機起飛攻擊我軍嘅先頭部隊。

問：敵人後退嘅時候點樣？

答：敵人後退嘅時候，沿路遺棄好多裝備。

問：有啲地方敵人點樣阻住我軍前進？

答：有啲地方佢地設立道路障礙阻住我軍前進。

問：我軍點樣對付呢啲障碍物？

答：有啲障碍物俾我地嘅工兵破壞，有啲障碍物俾我地嘅砲兵破壞。

問：我地嘅先頭部隊推進得好快，所以本隊同後衛點樣？

答：我地嘅先頭部隊推進得好快，所以本隊同後衛都趕唔上。

第十八課 突破(下)

我軍補充燃料同彈藥，暫時停止追擊。補充嘅時候，佢地設立機動防禦陣地防止敵人奇襲。同時空軍轟炸敵人嘅工業中心。空襲可以打擊敵人嘅士氣。有嘅飛機掩護追擊縱隊嘅側翼。有嘅飛機破壞敵人嘅飛機場，防止敵人飛機攻擊我軍嘅先頭部隊。敵人沿後退嘅路遺棄好多裝備。有嘅地方佢地設立道路障礙。呢啲障礙被我軍破壞。先頭部隊推進得好快，所以本隊同後衛都趕唔上。

第十九課 遠征軍

問：敵人喺邊處被我軍擊退？

答：敵人係盟國領土被我軍擊退。

問：我地嘅一個師調去邊處？

答：我地嘅一個師調去後方。

問：佢地點解要調去後方呢？

答：因為佢地要補充人員同裝備，又要再訓練幾個月。

問：經過三個月嘅補充同訓練之後，而家呢個師點樣？

答：而家呢個師已經恢復充足嘅戰鬥力。

問：呢個師得到乜野嘅命令？

答：呢個師奉命去參加一支派遣軍。

問：呢支派遣軍有乜野實力？

答：呢支派遣軍有航空母艦，戰鬥艦，巡洋艦，同其他艦艇。

問：派遣軍幾時出發？

答：派遣軍晚頭黑出發。

問：佢地點解要實行燈火管制？

答：佢地實行燈火管制，避免敵人太早發現。

問：佢地接近敵人海岸嘅時候，一隻軍艦撞到乜野？

答：佢地接近敵人海岸嘅時候，一隻軍艦撞到浮雷沉咗。

問：我地點樣去救起生還嘅人？

答：我地用救生艇同直升機等等去救起生還嘅人。

問：我地嘅艦艇被敵人嘅乜野睇見？

答：我地嘅艦艇被敵人嘅潛水艇睇見。

問：敵人嘅潛水艇點樣對付我軍？

答：敵人嘅潛水艇用無線電通知基地，同時發射魚雷攻擊我軍艦艇。

第十九課 遠征軍

敵人喺盟國領土被我軍擊退。我地嘅一個師調去後方。佢地補充人員同裝備，又再訓練幾個月。呢個師已經恢復充足嘅戰鬥力。師得倒命令去參加一支派遣軍。呢支軍有航空母艦，戰鬥艦，巡洋艦，同其他艦艇。派遣軍晚頭黑出發海上。佢地實行燈火管制，避免俾敵人太早發現。佢地接近敵人海岸嘅時候，一隻軍艦撞浮雷沉咗；生還嘅人被救起。一隻敵人潛水艇睇見我軍；佢地用無線電通知基地，同時發射魚雷攻擊我軍艦艇。

第二十課 灘頭登陸

問：敵人嘅潛水艇發射魚雷之後，有冇打中目標？

答：有，敵人嘅潛水艇發射魚雷之後，有打中目標

問：我軍發現敵人嘅乜野？

答：我軍發現敵人嘅潛水艇。

問：我軍發現咗敵人嘅潛水艇之後，就派乜野到呢個區域？

答：我軍發現咗敵人嘅潛水艇之後，就派驅逐艦趕到呢個區域。

問：我軍嘅驅逐艦點樣搜索同炸沉敵人嘅潛艇？

答：我軍嘅驅逐艦用蘇拿搜索敵人嘅潛艇，搵深水炸彈炸沉佢。

問：我地嘅派遣軍去到邊處？

答：我地嘅派遣軍去到登陸嘅目的地。

問：派遣軍去到目的地之後，我地嘅乜野部隊預備登陸？

答：我地嘅水陸兩棲部隊預備登陸。

問：派遣軍嘅司令官點樣指示各單位作戰？

答：派遣軍嘅司令官用空中照相指示各單位作戰。

問：我軍用乜野掩護我地嘅部隊？

答：我軍用俯衝轟炸機同海軍砲掩護我地嘅部隊。

問：我地第一輪嘅登陸部隊用乜野運輸工具登陸？

答：我地第一輪嘅登陸部隊坐坦克登陸艇登陸。佢地登陸成功。

問：登陸之後，佢地建立乜野陣地？

答：登陸之後，佢地建立灘頭陣地，由登陸指揮官指揮。

佢地開始擴大灘頭陣地。

問：推進嘅時候，佢地點樣搜索地雷？

答：推進嘅時候，佢地用地雷搜索器搜索地雷。

第二十課 灘頭登陸

敵人嘅魚雷有打中目標，潛水艇被我軍發現。我軍嘅驅逐艦趕到呢個區域。驅逐艦用蘇拿搜索潛艇，掙深水炸彈炸沉佢。派遣軍去到目的地。水陸兩棲部隊預備登陸。派遣軍嘅司令官用空中照相指示各單位作戰。係俯衝轟炸機同海軍砲掩護下，第一輪登陸部隊坐坦克登陸艇登陸。佢地登陸成功。佢地建立灘頭陣地。由登陸指揮官指揮。佢地開始擴大灘頭陣地。推進嘅時候，佢地用地雷搜索器搜索地雷。

第二十一課 降落傘部隊係敵人後方降落

問：我軍登陸之後，繼續向邊處進攻？

答：我軍登陸之後，繼續向敵人嘅海岸嘅一個要點進攻。

問：我軍進攻嘅目的係乜野？

答：我軍進攻嘅目的係想佔領港口附近嘅一個城市。

問：我地點解要佔領呢個城市？

答：因為呢個城市係交通嘅樞紐同戰畧上嘅重鎮。

問：敵人係呢個城市有冇永久防禦工事？

答：有，敵人係呢個城市有永久防禦工事。

問：我軍採用乜野戰術去攻破呢個城？

答：我軍用大迂迴戰術去攻擊敵人嘅後方，一方面分散敵

人嘅兵力，另一方面前後夾攻敵人。

問：我地點樣迂迴到敵人嘅後方？

答：我地派出降落傘部隊用運輸機喺敵人嘅後方降落。

問：係敢樣嘅形勢之下，敵人點樣？

答：喺敢樣嘅形勢之下，敵人要兩面作戰，前後受襲。

問：我軍嘅降落傘部隊降落之後，就點樣？

答：我軍嘅降落傘部隊降落之後，就立即改編，成為有組織嘅部隊。

問：降落傘部隊攜帶乜野嘅武器，有乜野裝備？

答：降落傘部隊攜帶輕便嘅武器，同簡單嘅裝備，佢地用指南針嚟認識方

向，用步行機同各部隊聯絡，佢地又用直升飛機運送傷兵。

問：降落傘部隊降落之後攻擊乜野地方？

答：降落傘部隊攻擊個城市嘅主要交通中心，同十字路

口，佢地同時擴大空降地區（空頭堡）。

第二十一課 降落傘部隊係敵人後方降落

我軍嘅部隊登陸之後，繼續向敵人嘅海岸嘅一個要點攻擊，想佔領港口附近嘅一個城市，但係敵人頑強抵抗。我軍想分散敵人嘅兵力，同前後夾攻敵人，我軍就派出降落傘部隊坐運輸機，係敵人城市嘅後方降落，敢樣做，我地迫敵人兩面作戰，前後受襲。我軍嘅降落傘部隊降落之後，就立即改編成為有組織嘅部隊向敵人嘅主要交通中心同十字路口攻擊，佢地又擴大空降地區(空頭堡)。

第二十二課 破獲敵人嘅間諜網

問：間諜係乜野？

答：間諜係敵人係我地嘅前方或後方做秘密嘅地下工作嘅情報人員。

問：我地逮捕咗敵人嘅間諜之後，我地就要點樣？

答：我地逮捕咗敵人嘅間諜之後，我地可以將間諜交俾軍事法庭，由軍事法庭審判；如果我地搵倒證據可以將佢判有期徒刑，無期徒刑或者死刑。

問：喺戰事激烈嘅時候，敵人係我軍佔領嘅地帶有乜野行動？

答：戰事激烈嘅時候，敵人嘅間諜係我軍佔領嘅地帶好活動，喺個處組織咗一個間諜網。

問：敵人嘅間諜有乜野嘅企圖？

答：敵人嘅間諜企圖獲得我軍作戰計劃嘅情報，同各種有關嘅情報。

問：有一個敵人嘅間諜點樣？

答：有一個敵人嘅間諜化裝做一個戰地隨軍記者。

問：嗰個間諜嘅主要任務係乜野？

答：嗰個間諜嘅主要任務係混入我軍嘅師司令部，用影相機偷影我地嘅秘密文件。

問：佢得倒呢啲情報之後，點樣將佢轉到敵人嘅司令部？

答：佢得倒呢啲情報之後，佢就由秘密無線電台，將呢啲情報廣播到敵軍司令部嘅情報處。

問：嗰個間諜嘅活動有冇引起我軍嘅反間人員嘅懷疑？

答：有，嗰個間諜嘅活動引起我軍嘅反間人員嘅懷疑。我地即刻將嗰個間諜逮捕，經過我軍嘅軍事法庭審判之後，佢被判死刑，就由行刑隊將佢槍決。

第二十二課 破獲敵人嘅間諜網

喺戰事激烈嘅時候，敵人嘅間諜喺我軍佔領嘅地帶好活動。佢地企圖獲得我軍嘅作戰計劃同各種有關嘅情報。有一個間諜化裝做一個戰地隨軍記者，混入我軍嘅師司令部用影相機偷影秘密文件；然後由佢地嘅秘密無線電台，將文件嘅內容廣播到敵軍嘅情報處。但係佢地嘅活動引起我軍反問人員嘅懷疑，我地即刻將嗰個間諜逮捕。根據嗰個間諜嘅口供，我地破獲敵人嘅間諜機關；經過我軍嘅軍事法庭審判之後，就將佢判死刑。

第二十三課 敵人游擊隊滲入我軍後方

問：游擊隊係乜野？

答：游擊隊係一個細嘅部隊；佢地混入敵人嘅後方，擔任破壞嘅工作；佢地着便衣，攜帶輕便嘅武器。

問：游擊隊點樣打仗？

答：游擊隊多數係夜晚打仗。佢地用化整為零嘅戰術，佢地邊處都去，有一定嘅障地。

問：游擊隊嘅主要任務係乜野？

答：佢地嘅主要任務係擾亂敵人嘅後方，破壞敵人嘅軍事設備，同重要嘅交通線。

問：我軍佔領左敵人海岸嘅幾個重要城市之後，我地又點樣？

答：我地既軍隊繼續前進，深入敵人嘅內地，佔領一個好緊要嘅城市。

問：敵人由個個城市撤退之後，佢地點樣？

答：敵人由個個城市撤退之後，佢地留好多游擊隊係個個城市處

問：個個城市外便既敵人游擊隊點樣滲入我軍既後方？

答：敵人既游擊隊化妝做難民；佢地通過我地既檢查站滲入我軍既後方。

問：佢地點樣襲擊我地既運輸隊？

答：喺晚頭黑，佢地埋伏喺險要嘅山路旁邊。我地既運輸隊經過山谷嘅時候，

佢地就擲出手槍，馬槍，手榴彈同炸藥等等輕便嘅武器去襲擊我地。我軍中伏，傷亡好重。

問：佢地又破壞乜野？

答：佢地炸毀我軍既運輸線，好似鐵路橋樑等等之後，又破壞我地嘅倉庫，彈藥庫，補給站，等等。

第二十三課 敵人嘅游擊隊滲入我軍嘅後方
我軍佔領咗敵人海岸嘅幾個要點之後，繼續前進，深入敵人嘅內地，佔領一個好緊要嘅城市。敵人後退嘅時候，佢地留好多游擊隊喺個城市；又派出好多游擊隊，化裝做難民通過我地嘅檢查站滲入個城市嘅後方。喺個處，佢地化整為零。喺晚頭黑嘅時候，佢地埋伏喺險要嘅山路旁邊，佢地等我地嘅運輸隊經過山谷嘅時候，就擰出手槍，馬槍，手榴彈同炸藥等等嘅武器去襲擊我地嘅運輸隊，炸毀我軍嘅運輸線，好似鐵路，橋樑等等。喺個城市嘅裏面，佢地破壞我地嘅倉庫，同軍事設備，等等。

第二十四課 利用心理戰令敵人投降

問：係現代既戰爭，關於決勝負嘅條件，除咗武器之外，重有乜野？

答：係現代既戰爭，關於決勝負嘅條件，除咗武器之外，重有心理作戰。

問：心理戰係乜野？佢有乜野好處？

答：用心理去戰敗敵人，呢種辦法叫做心理戰。心理戰嘅好處係用最底嘅代價得到最大嘅收穫。我地可以用心理戰去令敵人離心、厭戰、反戰，或者引起敵人嘅兵變、逃亡等等。

問：心理戰包括的乜野？

答：心理戰已括散傳單、敵前喊話、敵後廣播，等等。

問：我軍呢次點解要用心理戰？

答：敵人嘅首都已經被我軍包圍，但係敵人死守待援。如果我軍繼續攻擊，雙方傷亡一定好重，為減少傷亡起見，我軍用心理戰。

問：我軍呢次點樣進行心理戰？

答：我地派飛機去敵人嘅前線散傳單，話我軍已經將佢地嘅首都四面包圍，所有嘅補給線都已經斷絕，彈藥同糧食差唔多用完，好多高級嘅指揮官都走左。如果佢地繼續抵抗，即係自殺；如果佢地自動投降，戰事停止以後，我地就遣送佢地回國。

問：呢次散傳單嘅效果點樣？

答：敵人彈盡援絕，士氣低落，佢地睇見傳單之後個個都想逃亡同投降，所以敵人嘅逃兵一日比一日多。

問：佢地點樣向我軍投降？

答：佢地多數係晚頭黑嘅時候逃亡；佢地一手擰住白旗，一手擰住傳單，走到我軍嘅陣地處。

問：我軍將逃兵送去邊處？
答：我軍將逃兵送到後方。

第二十四課 利用心理戰令敵人投降

用心理戰辦法去戰敗敵人；呢種辦法叫做心理戰。我地可以用心理戰去令敵人離心，厭戰，同反戰，或者引起敵人嘅兵變，逃亡，等等。敵人嘅首都已經被我軍包圍，但係敵人死守待援。為減少我軍嘅傷亡起見，我軍就用心理戰；我軍派飛機去敵人嘅前線散傳單，叫敵人停止抵抗。敵人彈盡援絕，佢地嘅士氣低落；投降同逃亡嘅人數一日比一日增加。佢地投降嘅時候，一手擰白旗，一手揸住傳單，走到我軍嘅陣地。

第二十五課 向敵人首都作最後總攻擊

問：敵人首都郊外嘅重要據點完全被我軍佔領之後，敵人嘅主力部隊退到邊處？

答：敵人首都郊外嘅重要據點完全被我軍佔領之後，敵人嘅主力部隊退到首都嘅裏便。

問：敵人守軍司令嘅作戰計劃點樣？

答：敵人守軍司令打算死守，如果守唔住，就突圍。

問：我軍嘅攻城部隊打算點樣？最後點樣？

答：我軍嘅指揮官向敵人守軍司令下最後通牒，限佢地喺二十四小時之內投降。如果敵人唔接受，我地就開始總攻擊。二十四小時之後，敵軍拒絕接受我地嘅最後通牒，我軍開始總攻擊。我地嘅大砲向城內猛烈轟擊。

問：首都裏便嘅情形點樣？

答：敵軍司令下令戒嚴。城內到處放步哨；喺各大建築物嘅前便放好多沙包；重要嘅十字路口有地雷區同陷阱。但係敵人嘅糧食同彈藥唔夠。市內秩序混亂。

問：我軍嘅總攻擊開始之後，雙方嘅情形點樣？

答：經過幾小時嘅戰鬥之後，我軍嘅坦克車掩護先頭部隊入城。首都發生巷戰。敵人喺大建築物嘅窗口同屋頂處用輕兵器向我軍射擊；佢地嘅步兵向我軍坦克車嘅死角衝鋒。我軍嘅幾架坦克車撞到地雷。雙方嘅死傷都好重。

第二十五課 向敵人首都作最後總攻擊

敵人首都郊外所有嘅據點完全被我軍佔領。敵人嘅主力部隊退到首都嘅裏面，準備巷戰。首都而家戒嚴；到處都有沙包，地雷區，同陷阱。但係佢地嘅糧食同彈藥唔夠，市內秩序混亂。我軍指揮官向敵人守軍下最後通牒，限佢地二十四小時之內投降，但係敵人拒絕接受我地嘅最後通牒。我軍開始向城內炮擊；經過幾小時嘅戰鬥之後，我軍嘅先頭部隊攻入市區，首都發生巷戰。敵人嘅大建築物嘅屋頂同窗口用輕兵器向我軍射擊；佢地嘅步兵向我軍坦克車嘅死角衝鋒；我軍嘅幾架坦克車撞到地雷。雙方死傷好重。

第二十六課 慶祝勝利日

問：敵人嘅首都現在嘅情勢點樣？

答：敵人嘅首都被我軍四面包圍，戰鬥已經到咗最後階段，情勢好嚴重，市民都鎖住門，唔敢出街。

問：敵人有法子再抵抗嘅時候，只有點樣？

答：敵人有法子再抵抗嘅時候，只有無條件投降。佢地派代表向我軍提出休戰嘅請求。

問：停戰之後，我軍點樣維持市內嘅治安？

答：我軍下戒嚴嘅命令，派出憲兵檢查平民。我地嘅部隊解除敵人嘅武裝，恢復市內嘅秩序。

問：我地戰勝之後，我地嘅佔領軍有乜野舉動？

答：我地嘅海陸空三軍舉行大巡行，開入敵人嘅首都。敵國首都嘅人民歡迎我軍。

問：我地各地方嘅軍隊點樣？

答：我地各地嘅佔領軍解除當地敵人嘅武裝，慶祝最後嘅

勝利。

問：我地嘅政府對有功嘅將士點樣？

答：我地嘅政府對有功嘅將士頒發勳章或者升級

問：我地嘅政府對受傷嘅軍人點樣？

答：我地嘅政府對受傷嘅軍人慰勞，對傷亡軍人嘅家屬撫

恤。

問：全國人民對陣亡將士點樣？

答：全國人民對陣亡將士舉行公祭典禮，全國軍民都狂歡，

慶祝勝利日。

第二十六課 慶祝勝利日

敵人嘅首都被我軍四面包圍，敵人有法子再抵抗。佢地只有無條件投降。佢地派代表向我軍提出休戰嘅請求。我地嘅海、陸、空三軍舉行大巡行，開入敵人嘅首都。敵國嘅人民歡迎我軍入城。我軍喺各地解除敵人嘅武裝。我地嘅政府對有功嘅將士頒發勳章，或者升級；對受傷嘅軍人慰勞；對陣亡嘅將士舉行公祭典禮。全國軍民都狂歡，慶祝

勝利日。